

# Data Status for 2013 Mark Meeting

Presented by Dan Webb

Regional Mark Processing Center



Pacific States Marine Fisheries Commission



# Outline

- Purpose, Goals, Evolution and Results
- Data Status for:
  - Locations
  - Releases (Includes Marking and Tagging Trends)
  - Recoveries (Includes Reporting Trends)
  - Catch/Sample
- Missing Release Tag Codes
- Data Integrity Efforts

# Purpose, Goals, Evolution & Results

- Primary Purpose – Latency & Missing Datasets
- Goals - Improve timing or reporting, Show Data Trends & Obtain Feedback
- Evolution of the Presentations – 2000, 2006, 2008, 2009 to Present
- Results - Improved Reporting and Data Completeness

# Locations




You are here: [Home](#) ▶ [News & Data Status](#) ▶ Dataset Load Dates

## Load Dates of Location Data

**Click on Cells for Additional Information**

From CWT Database Load Logs  
By Reporting Agency as of Wed Mar 27 07:59:26 2013

### Process status:

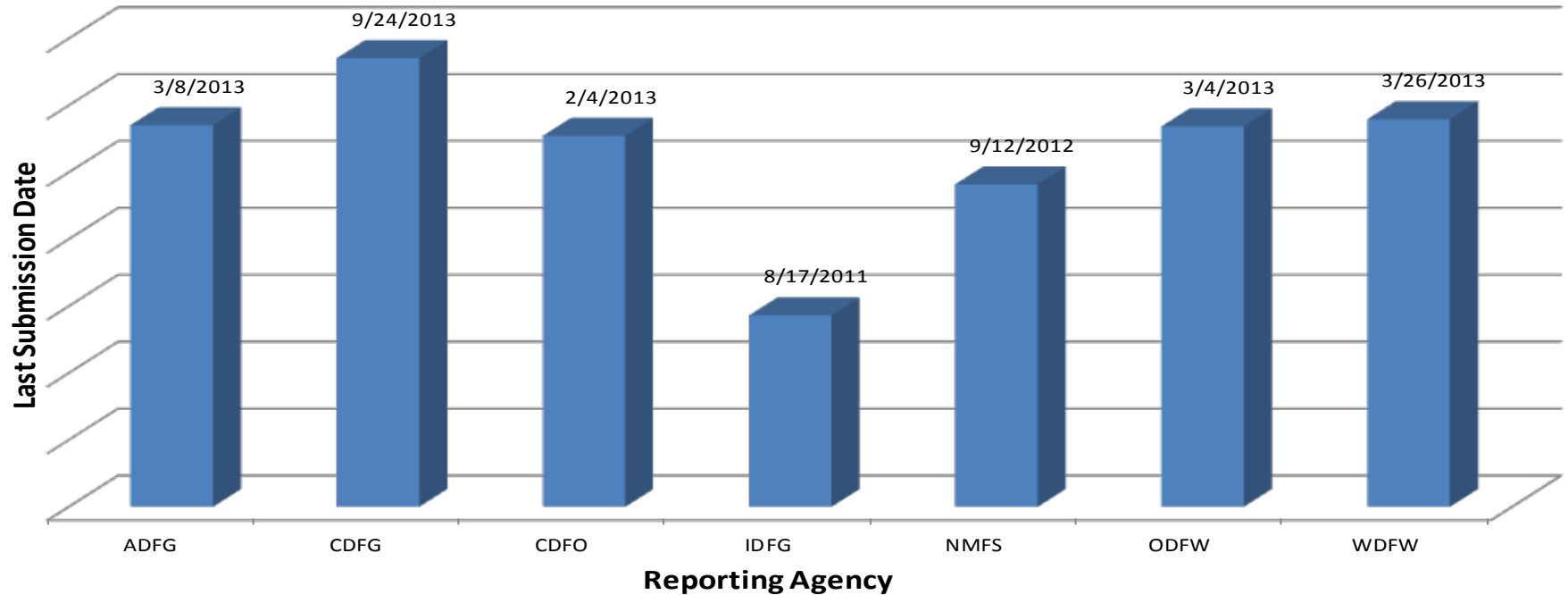
-  = Partially validated
-  = Fully validated/not yet available
-  = Fully validated and available

### Explanation:

 [Help](#)

ADFG	CDFG	CDFO	IDFG	NMFS	ODFW	WDFW
2013/03/08	2012/09/24	2013/02/04	2011/08/17	2012/09/19	2013/03/05	2013/03/26

# Location File Load Dates





# Releases

You are here: [Home](#) > [News & Data Status](#) > Dataset Load Dates

## Load Dates of Release Data

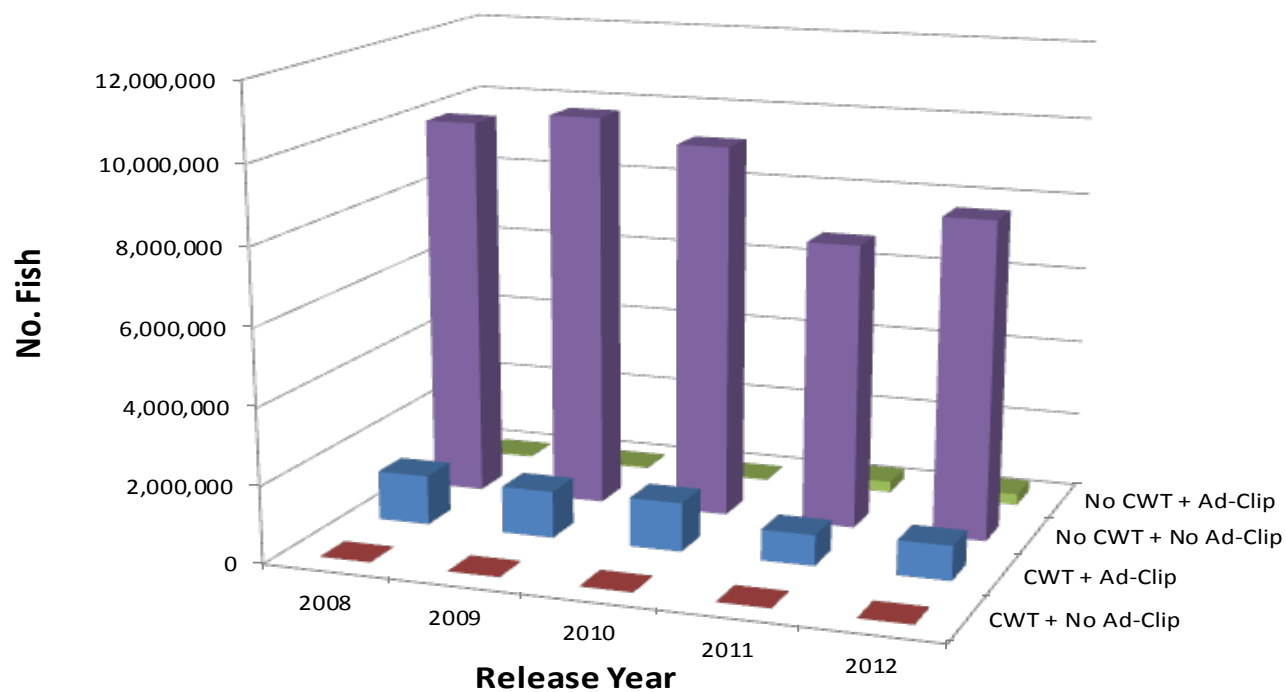
**Click on Cells for Additional Information**

From CWT Database Load Logs  
By Reporting Agency as of Wed Mar 27 08:09:27 2013

Process status:	Explanation:
 = Partially validated	 <a href="#">Help</a>
 = Fully validated/not yet available	
 = Fully validated and available	

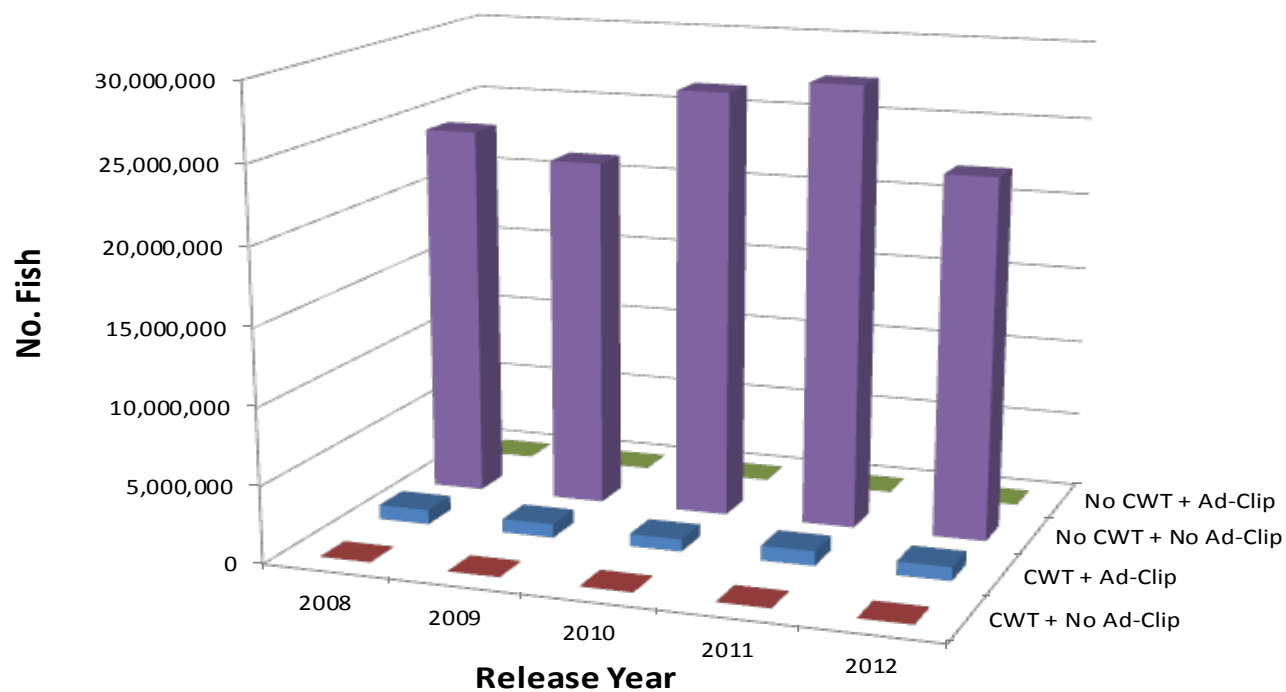
ADFG	CDFG	CDFO	CRFC	FWS	IDFG	NEZP	NIFC	NMFS	ODFW	QDNR	STIL	WDFW	YAKA
2013/03/08	2013/02/27	2013/02/04	2012/01/27	2013/03/20	2012/11/19	2013/02/01	2013/03/14	2012/06/29	2013/02/27	2013/03/14	2012/08/17	2013/03/19	2013/01/31

# ADFG Chinook Releases



	2008	2009	2010	2011	2012
CWT + No Ad-Clip	0	0	0	0	0
CWT + Ad-Clip	1,288,239	1,217,661	1,268,818	799,827	894,699
No CWT + No Ad-Clip	9,935,699	10,256,844	9,694,157	7,407,513	8,282,681
No CWT + Ad-Clip	28,005	27,755	15,083	282,234	281,189

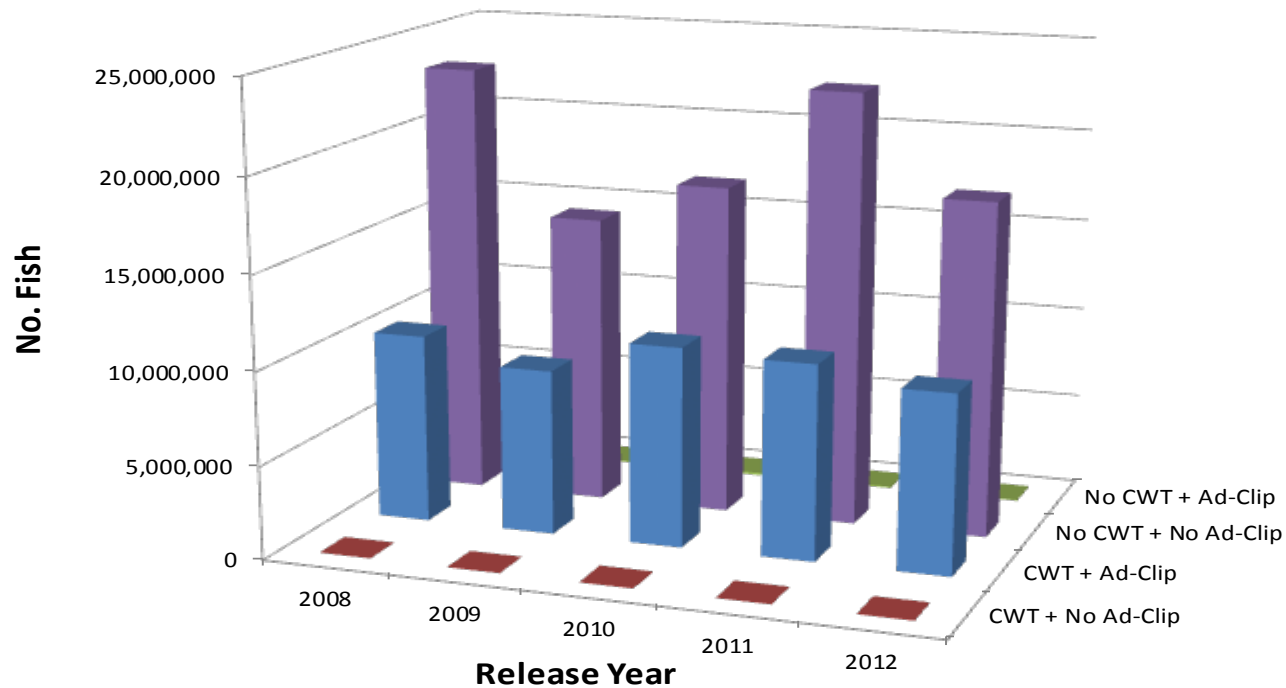
# ADFG Coho Releases



	2008	2009	2010	2011	2012
CWT + No Ad-Clip	0	0	0	0	0
CWT + Ad-Clip	936,398	893,486	792,786	956,276	877,979
No CWT + No Ad-Clip	24,240,501	22,694,041	27,692,106	28,575,793	23,363,436
No CWT + Ad-Clip	28,735	19,197	18,828	24,462	14,773

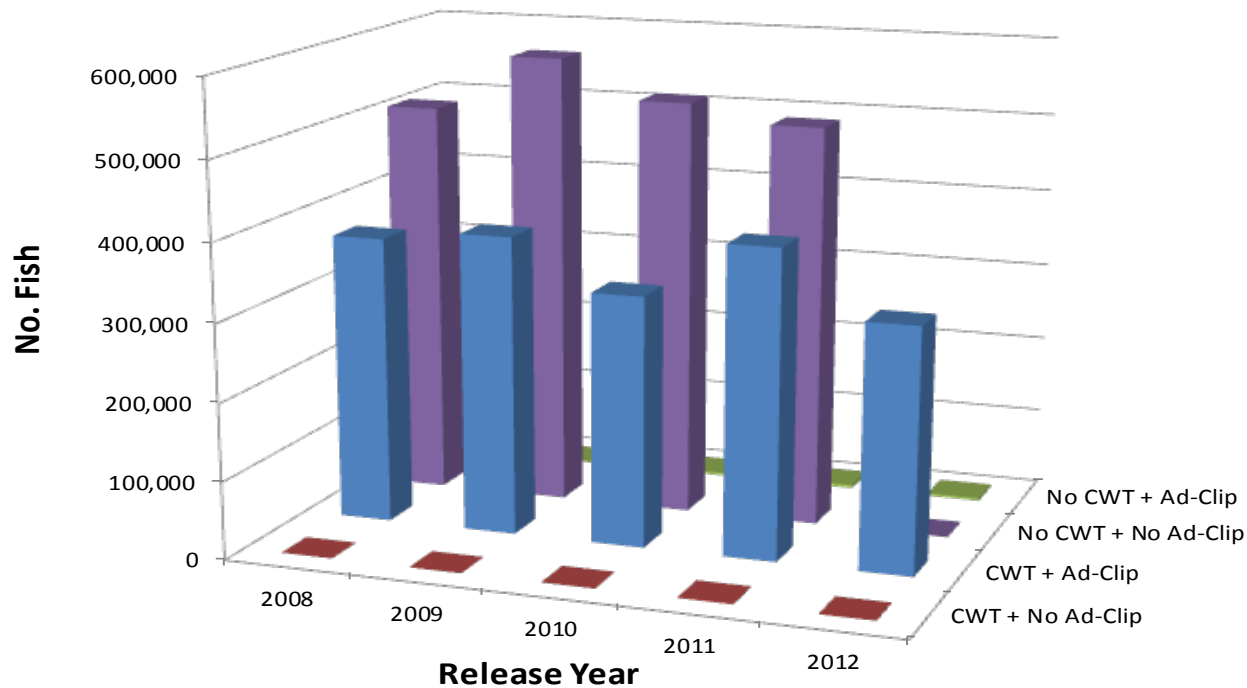


# CDFG Chinook Releases



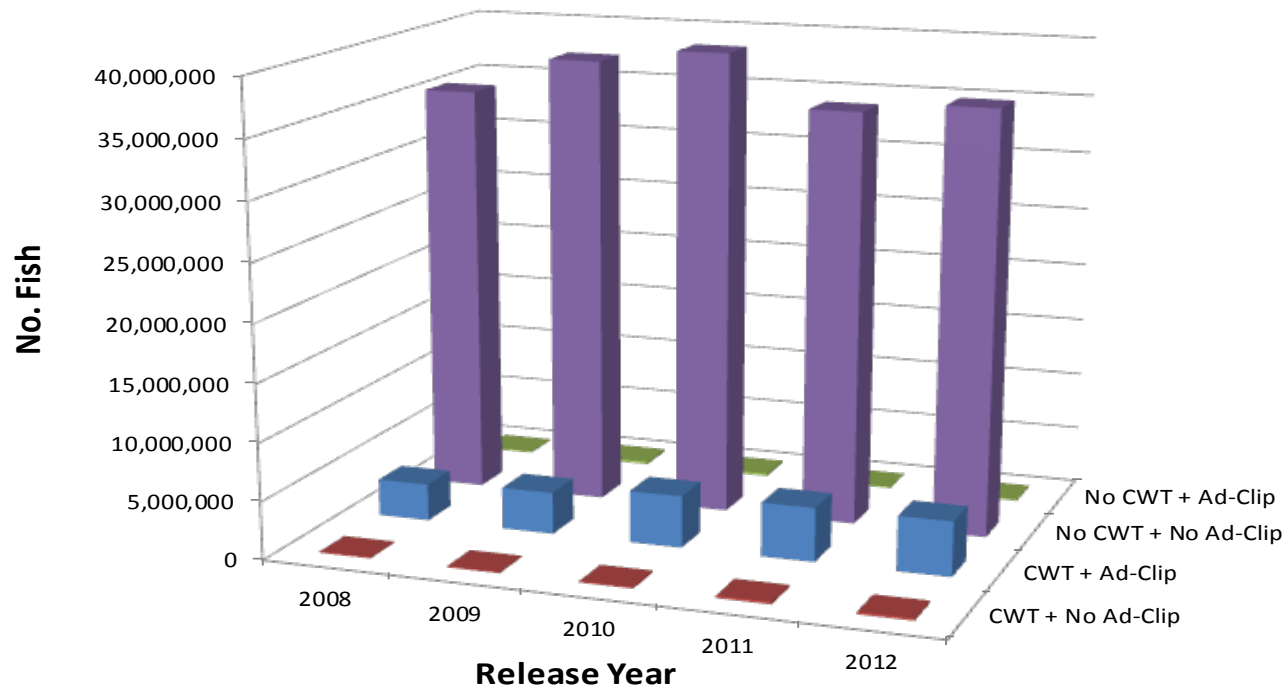
	2008	2009	2010	2011	2012
CWT + No Ad-Clip	11,320	14,780	14,915	16,335	23,498
CWT + Ad-Clip	10,177,405	8,892,340	10,760,214	10,505,452	9,619,245
No CWT + No Ad-Clip	23,351,702	15,599,092	17,811,557	23,233,407	17,987,618
No CWT + Ad-Clip	153,728	65,031	127,196	69,970	29,548

# CDFG Coho Releases



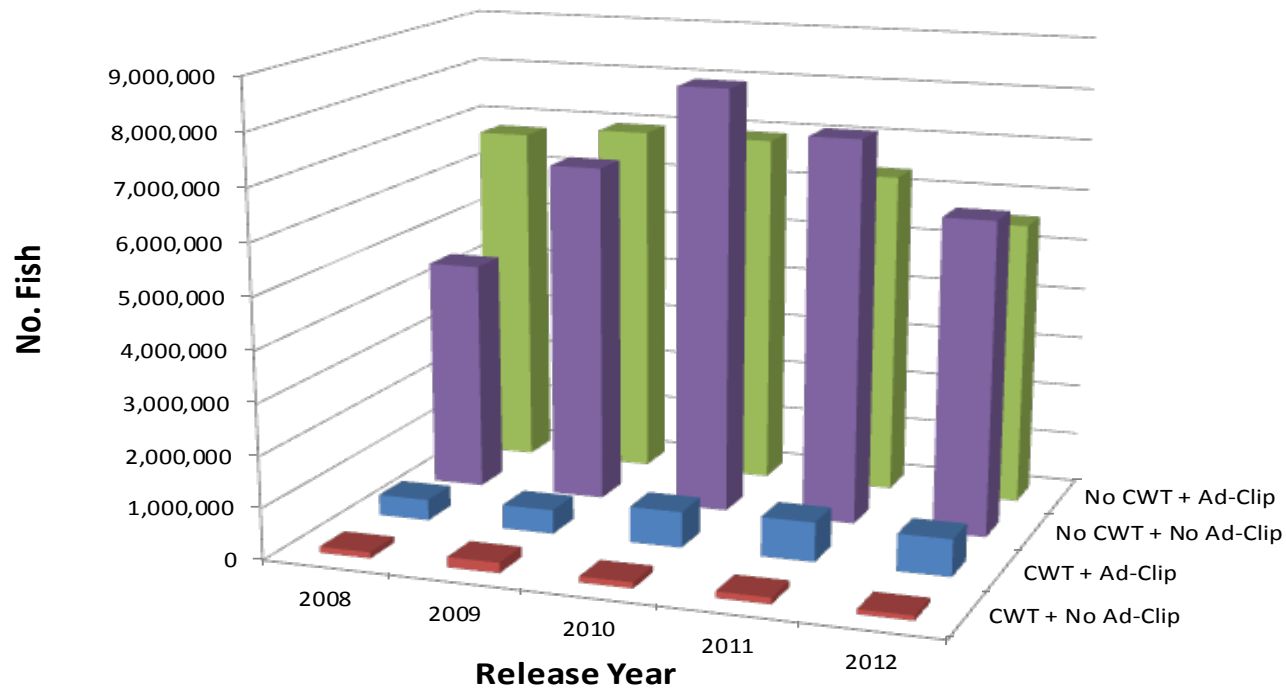
	2008	2009	2010	2011	2012
CWT + No Ad-Clip	0	0	0	804	287
CWT + Ad-Clip	370,536	384,771	322,658	395,874	313,423
No CWT + No Ad-Clip	510,511	583,366	535,326	513,704	287
No CWT + Ad-Clip	7,320	1,372	3,372	4,228	3,069

# CDFO Chinook Releases



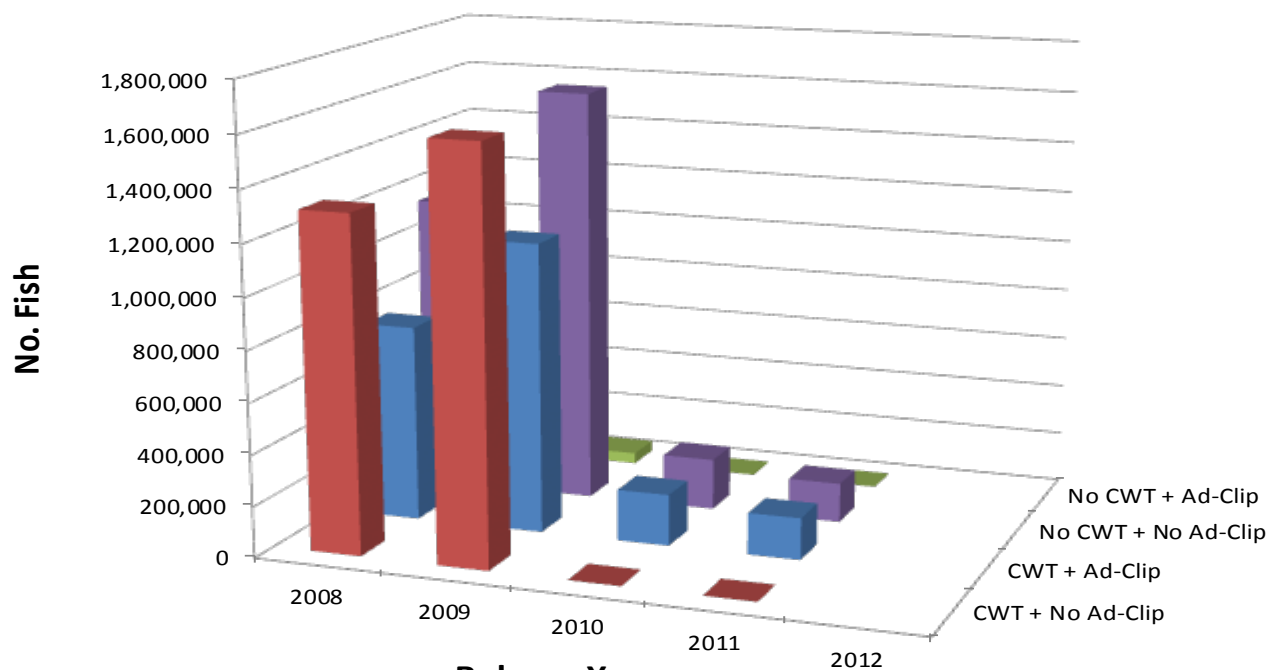
	2008	2009	2010	2011	2012
CWT + No Ad-Clip	99,632	99,944	97,839	185,306	179,610
CWT + Ad-Clip	3,206,181	3,614,596	4,492,948	4,660,284	4,723,820
No CWT + No Ad-Clip	35,458,484	38,656,837	39,876,506	35,566,273	36,471,257
No CWT + Ad-Clip	110,111	215,988	202,522	91,384	115,037

# CDFO Coho Releases



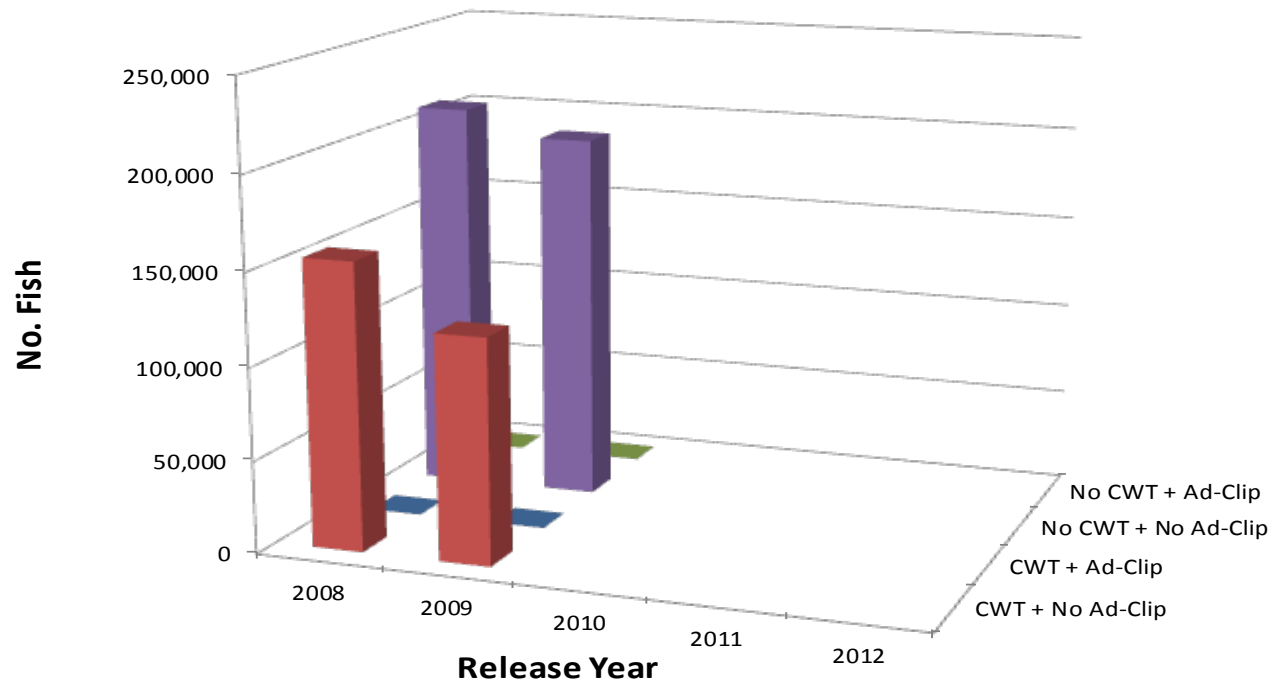
	2008	2009	2010	2011	2012
CWT + No Ad-Clip	117,716	199,195	115,517	124,768	92,314
CWT + Ad-Clip	406,500	466,682	699,233	767,998	721,183
No CWT + No Ad-Clip	4,509,469	6,637,506	8,309,130	7,495,742	6,126,869
No CWT + Ad-Clip	6,747,670	6,932,425	6,917,188	6,340,015	5,551,058

# CRFC Chinook Releases



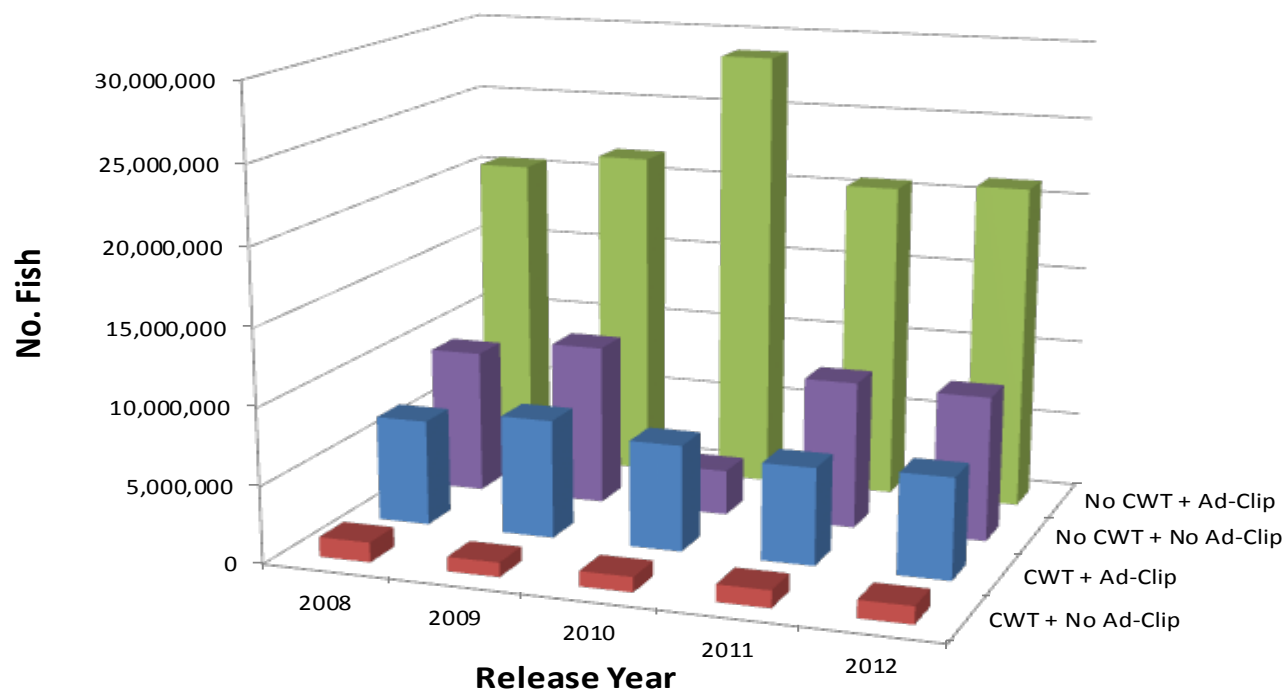
	2008	2009	2010	2011	2012
CWT + No Ad-Clip	1,311,433	1,603,110	0	0	
CWT + Ad-Clip	769,533	1,134,631	201,606	163,887	
No CWT + No Ad-Clip	1,162,493	1,627,533	202,152	155,184	
No CWT + Ad-Clip	5,250	42,716	1,046	326	

# CRFC Coho Releases



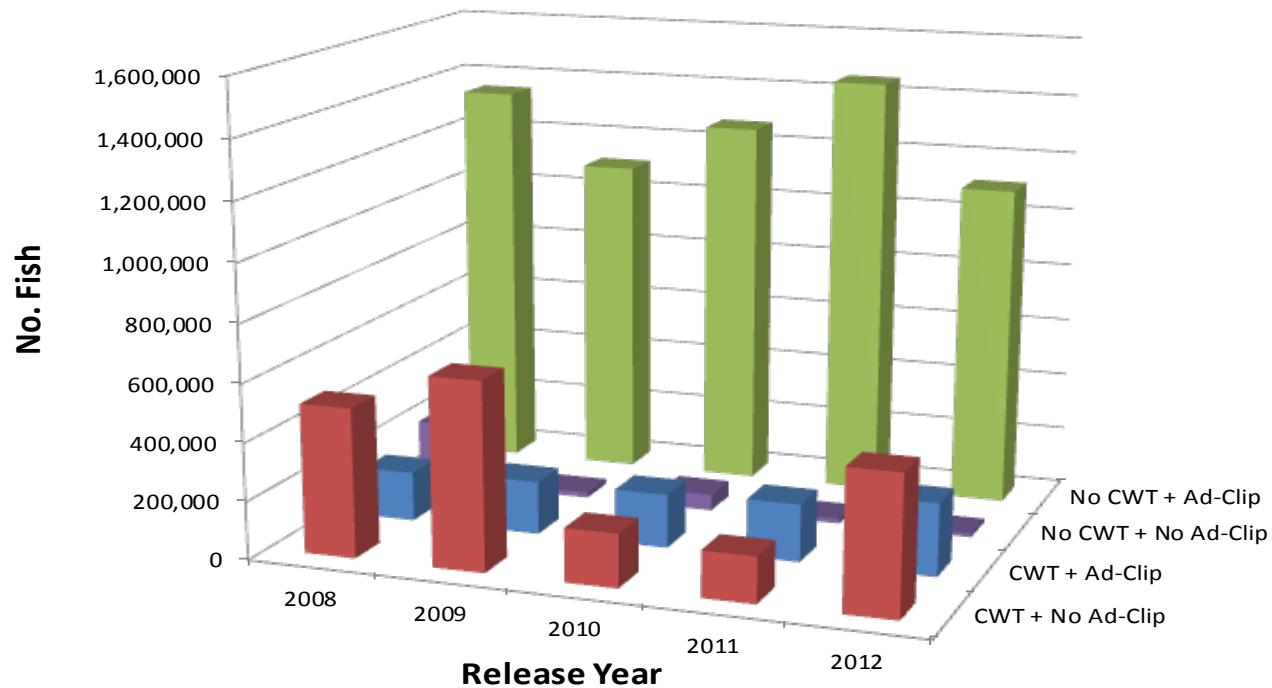
	2008	2009	2010	2011	2012
CWT + No Ad-Clip	155,137	121,338			
CWT + Ad-Clip	0	0			
No CWT + No Ad-Clip	211,353	198,251			
No CWT + Ad-Clip	0	0			

# FWS Chinook Releases



	2008	2009	2010	2011	2012
CWT + No Ad-Clip	1,286,790	933,915	979,157	1,117,380	1,137,761
CWT + Ad-Clip	6,884,851	7,712,997	6,907,808	6,310,911	6,559,927
No CWT + No Ad-Clip	9,400,200	10,482,857	2,935,485	9,608,506	9,429,512
No CWT + Ad-Clip	20,556,557	21,601,791	28,760,753	20,655,343	21,148,546

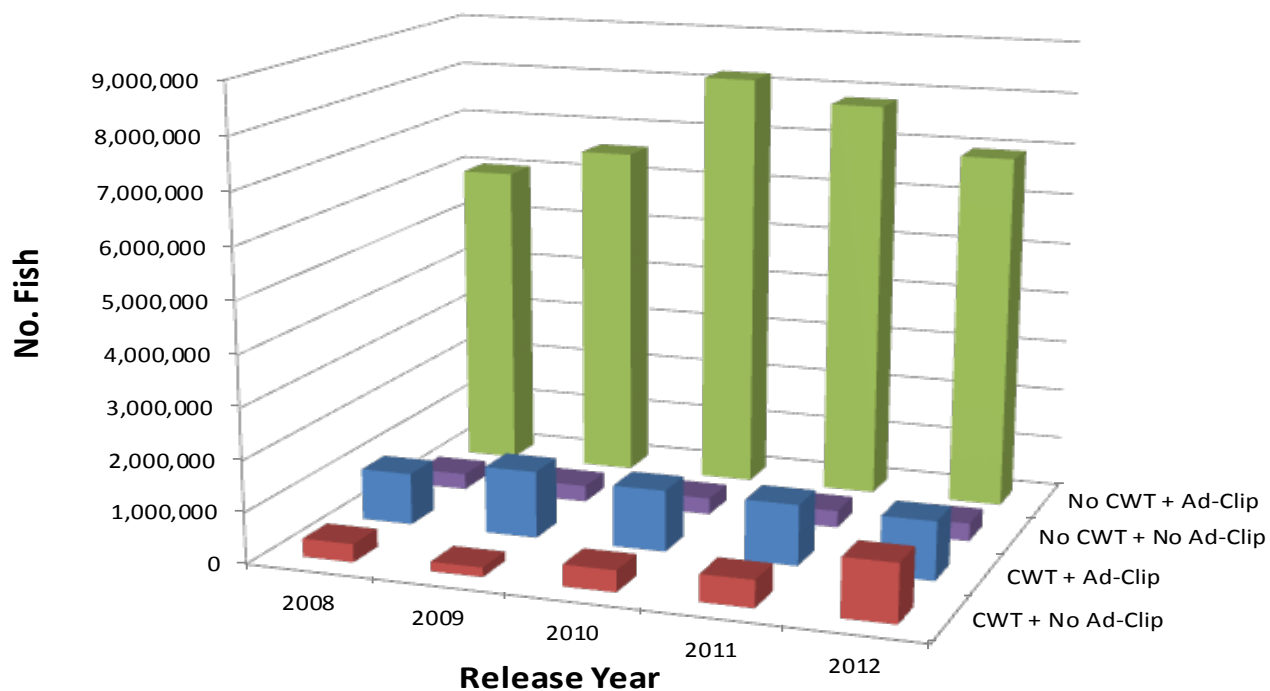
# FWS Coho Releases



	2008	2009	2010	2011	2012
CWT + No Ad-Clip	513,605	647,330	184,196	158,496	478,558
CWT + Ad-Clip	169,690	182,948	184,846	198,467	250,021
No CWT + No Ad-Clip	220,385	17,578	56,024	16,148	12,512
No CWT + Ad-Clip	1,347,400	1,103,697	1,269,272	1,450,713	1,106,446

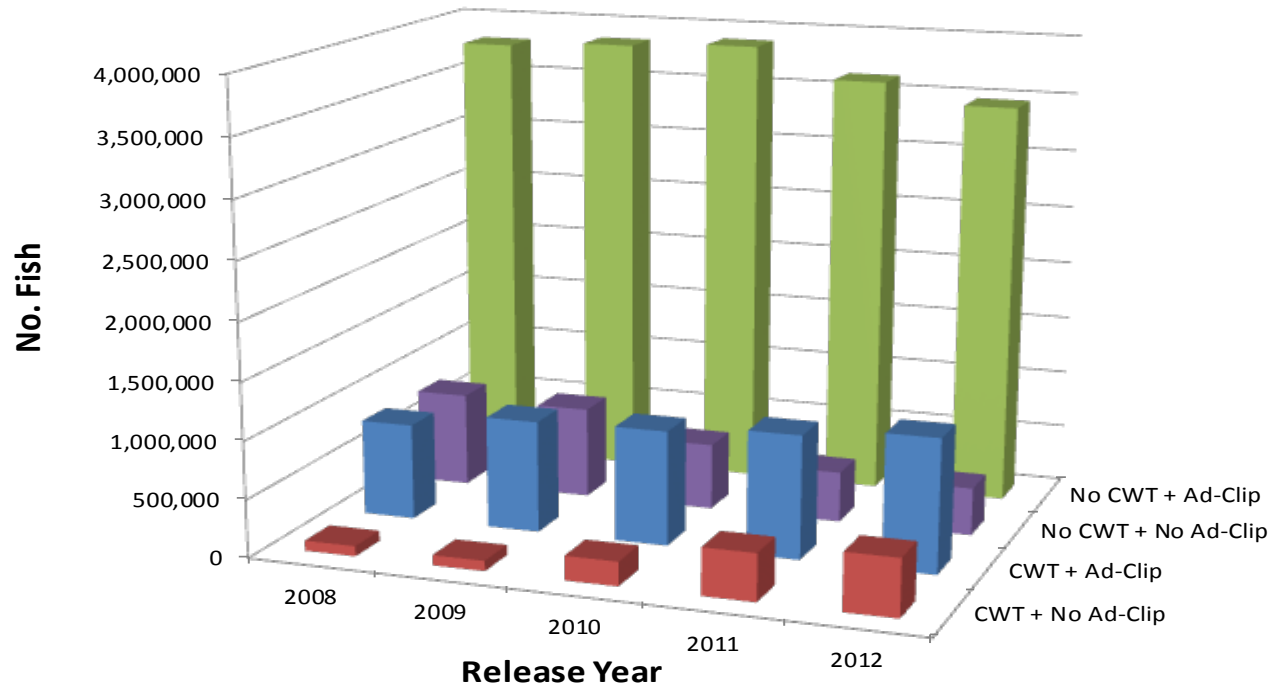


# IDFG Chinook Releases



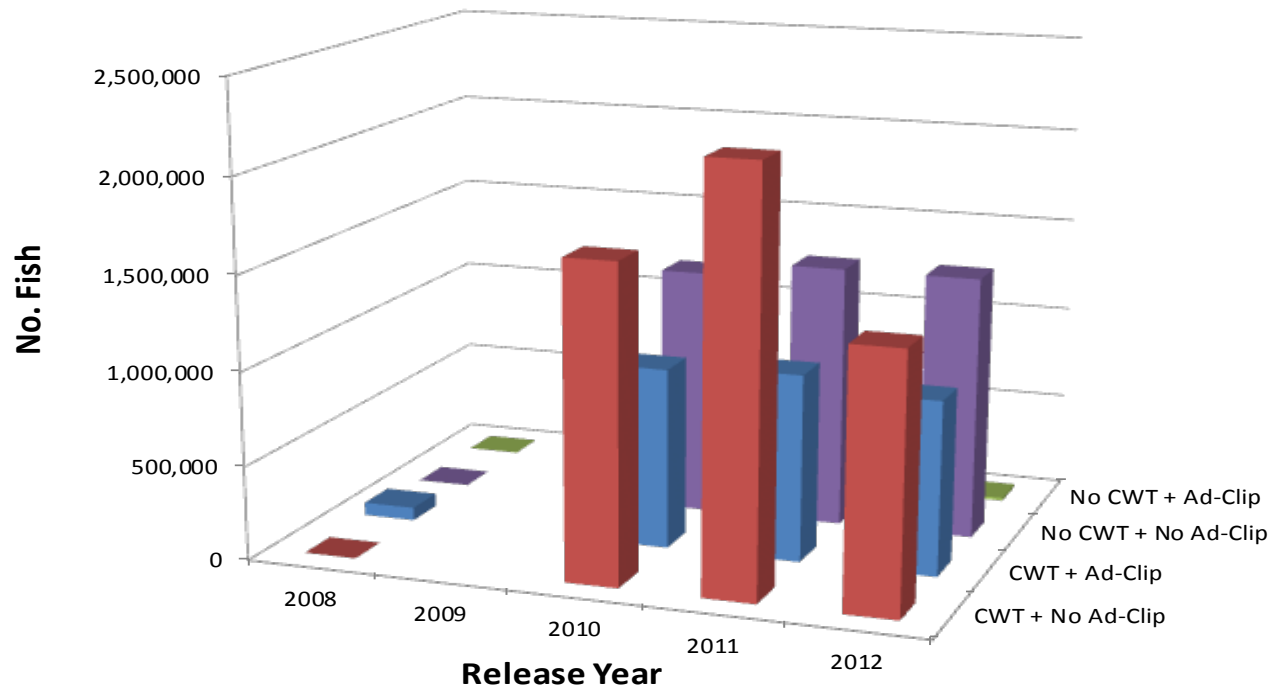
	2008	2009	2010	2011	2012
CWT + No Ad-Clip	354,954	184,910	419,602	528,723	1,133,118
CWT + Ad-Clip	1,012,546	1,311,040	1,196,786	1,185,053	1,140,129
No CWT + No Ad-Clip	309,694	320,972	322,325	331,617	350,044
No CWT + Ad-Clip	6,025,268	6,575,626	8,202,472	7,808,067	6,933,736

# IDFG Steelhead Releases



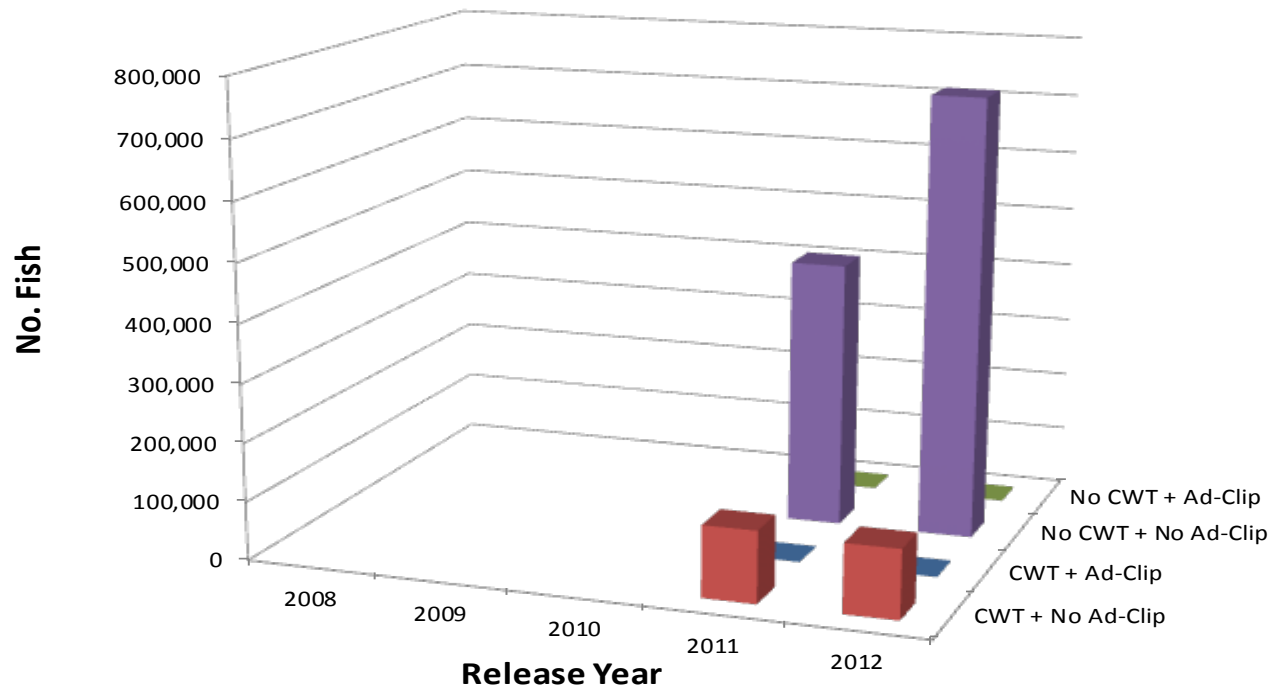
	2008	2009	2010	2011	2012
CWT + No Ad-Clip	87,535	87,342	209,139	407,713	495,688
CWT + Ad-Clip	830,680	965,925	992,443	1,067,571	1,153,499
No CWT + No Ad-Clip	813,074	788,150	572,579	437,304	411,412
No CWT + Ad-Clip	3,794,090	3,841,570	3,882,202	3,628,603	3,465,600

# NEZP Chinook Releases



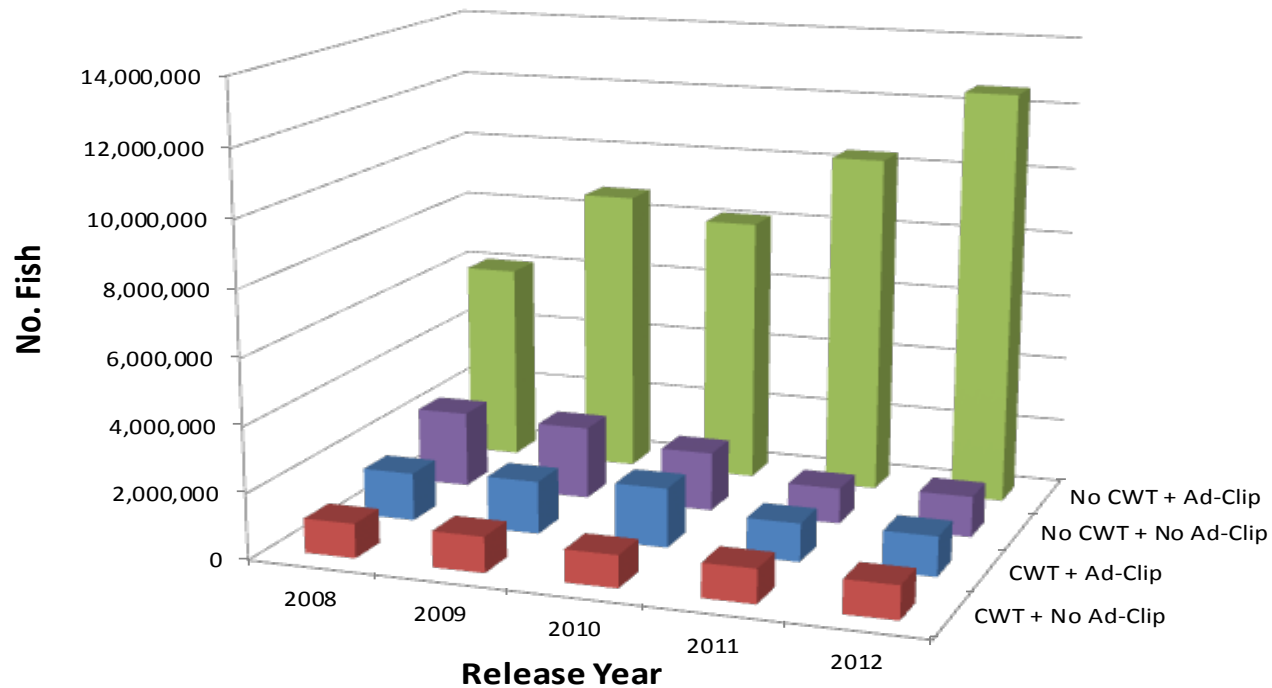
	2008	2009	2010	2011	2012
CWT + No Ad-Clip	0		1,670,127	2,205,352	1,355,170
CWT + Ad-Clip	69,056		959,115	991,957	922,696
No CWT + No Ad-Clip	0		1,318,196	1,395,357	1,395,253
No CWT + Ad-Clip	768		10,581	21,227	15,015

# NEZP Coho Releases



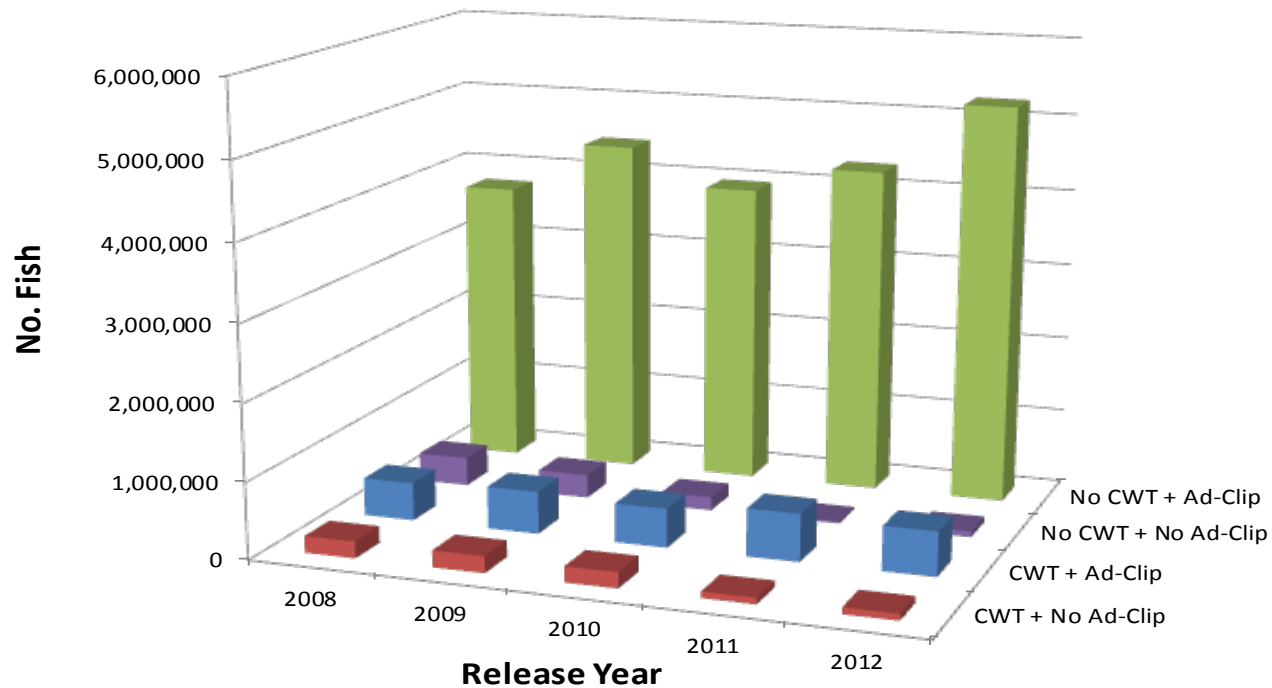
	2008	2009	2010	2011	2012
CWT + No Ad-Clip				121,547	116,811
CWT + Ad-Clip				0	0
No CWT + No Ad-Clip				451,866	746,468
No CWT + Ad-Clip				0	0

# NIFC Chinook Releases



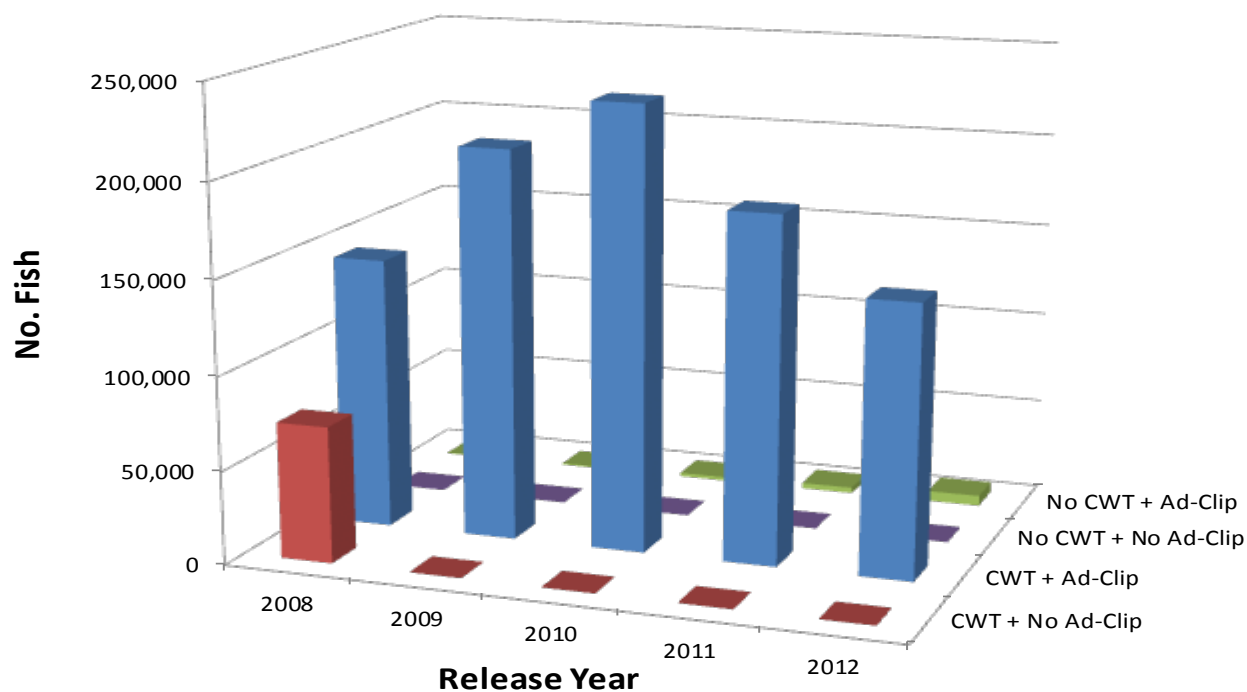
	2008	2009	2010	2011	2012
CWT + No Ad-Clip	1,046,119	1,087,910	983,110	1,032,213	1,012,611
CWT + Ad-Clip	1,460,018	1,607,528	1,807,771	1,164,592	1,210,203
No CWT + No Ad-Clip	2,324,268	2,223,958	1,807,079	1,091,857	1,246,151
No CWT + Ad-Clip	6,073,425	8,719,405	8,140,772	10,380,191	12,582,734

# NIFC Coho Releases



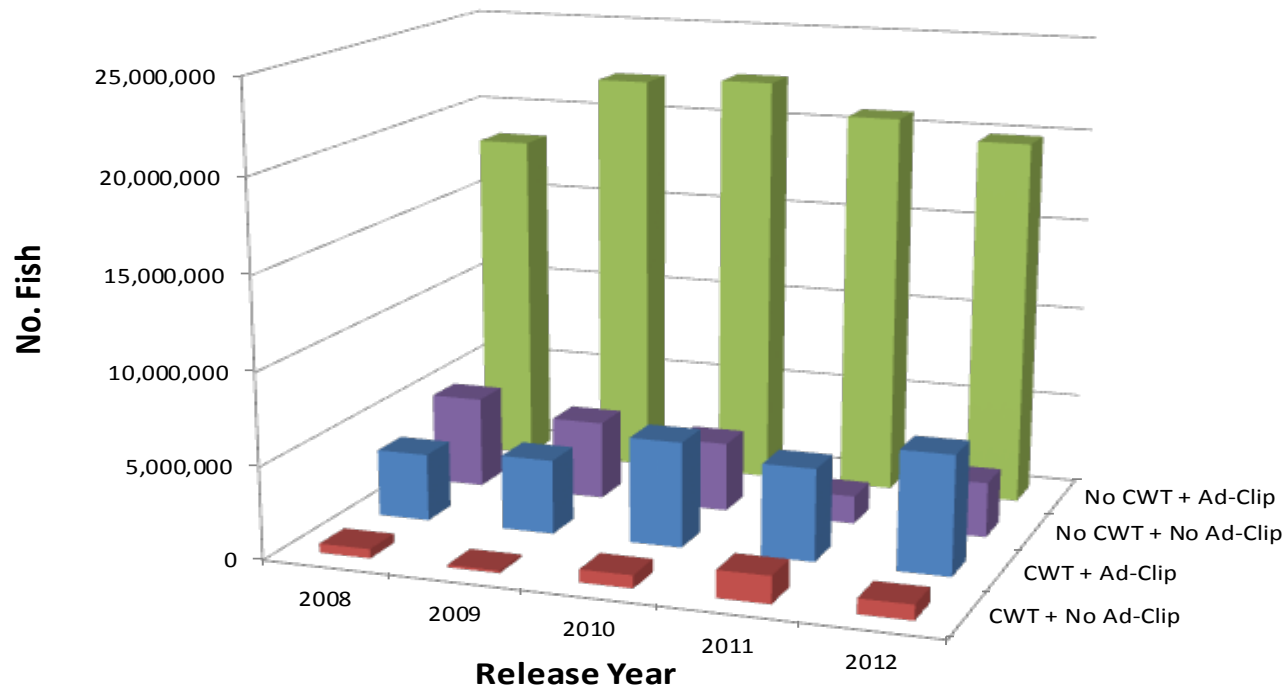
	2008	2009	2010	2011	2012
CWT + No Ad-Clip	218,780	218,121	205,194	81,584	83,830
CWT + Ad-Clip	497,705	556,117	511,203	624,003	582,266
No CWT + No Ad-Clip	376,693	307,845	174,971	26,332	74,033
No CWT + Ad-Clip	3,744,500	4,422,151	3,945,202	4,291,900	5,233,497

# NMFS Chinook Releases



	2008	2009	2010	2011	2012
CWT + No Ad-Clip	72,975	0	0	0	0
CWT + Ad-Clip	145,428	208,616	235,812	184,455	144,896
No CWT + No Ad-Clip	97	0	0	0	0
No CWT + Ad-Clip	236	601	1,888	3,080	5,520

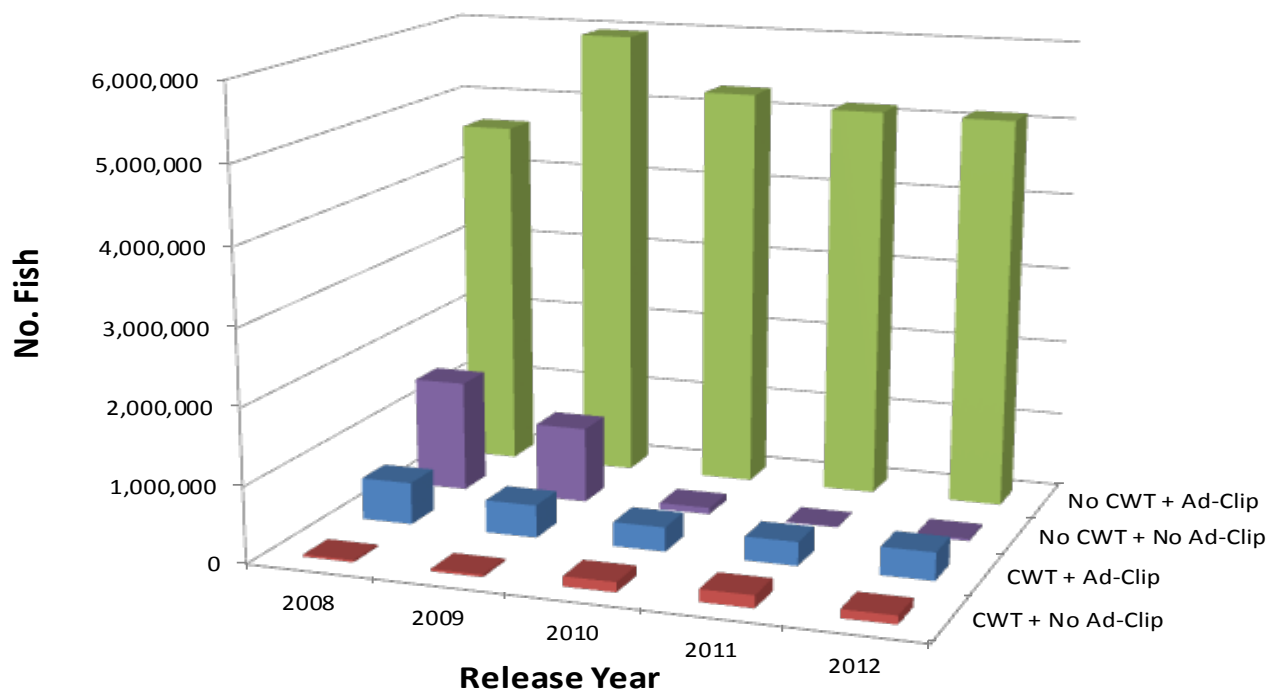
# ODFW Chinook Releases



	2008	2009	2010	2011	2012
CWT + No Ad-Clip	495,898	132,076	691,499	1,473,379	821,979
CWT + Ad-Clip	3,661,561	4,034,622	5,710,078	5,000,690	6,444,688
No CWT + No Ad-Clip	4,966,760	4,266,762	3,765,553	1,517,051	2,979,138
No CWT + Ad-Clip	18,277,445	22,097,199	22,395,436	20,798,778	19,839,050

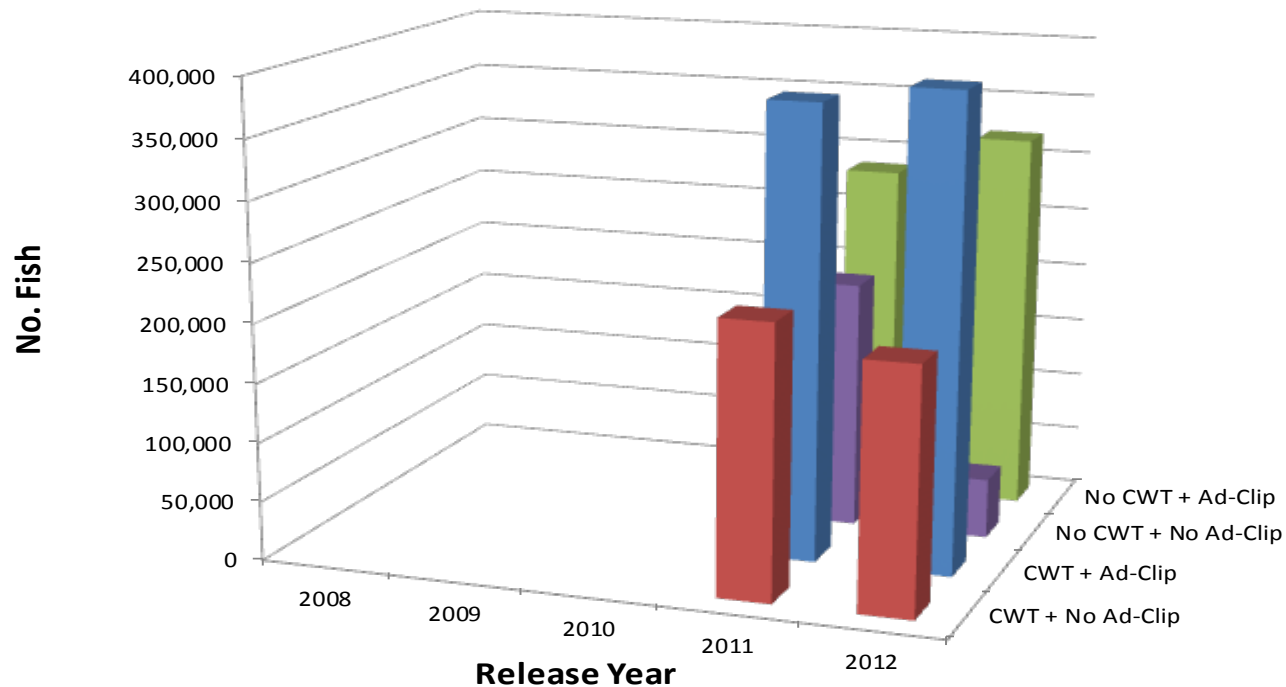


# ODFW Coho Releases



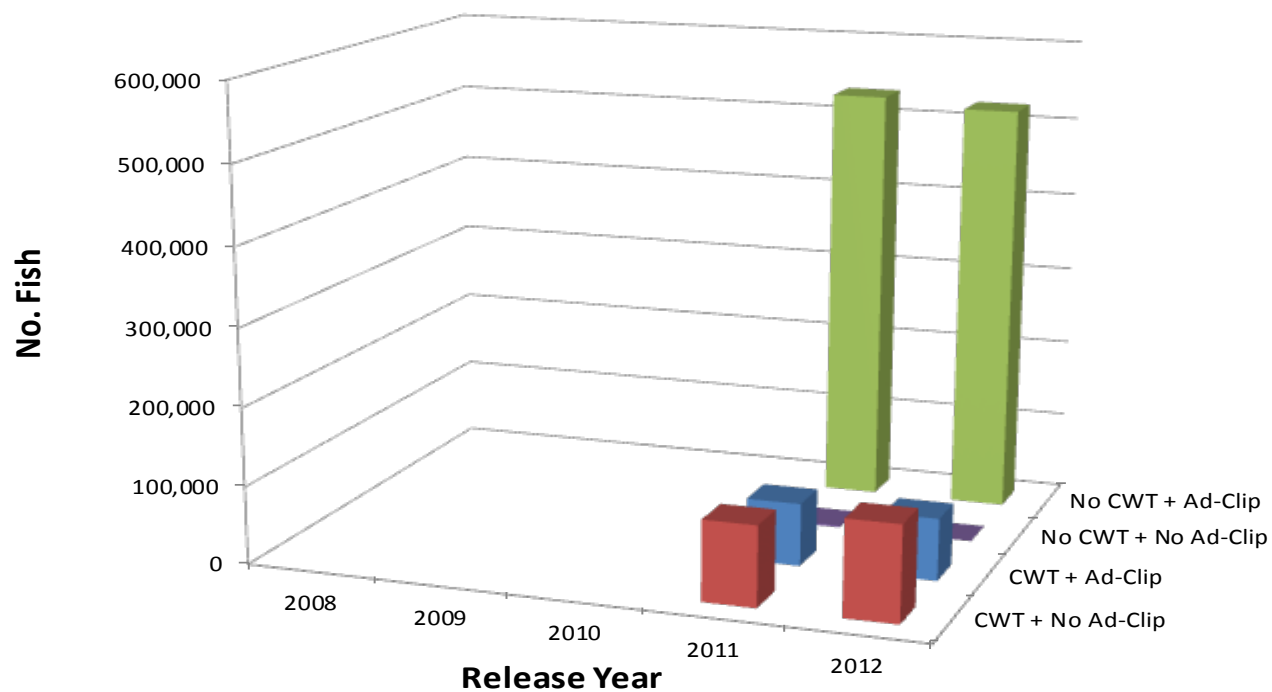
	2008	2009	2010	2011	2012
CWT + No Ad-Clip	27,668	31,103	130,993	162,868	112,726
CWT + Ad-Clip	552,824	428,241	318,298	311,424	364,765
No CWT + No Ad-Clip	1,469,643	998,327	85,819	8,389	28,142
No CWT + Ad-Clip	4,639,870	5,954,656	5,273,334	5,131,878	5,112,605

# QDNR Chinook Releases



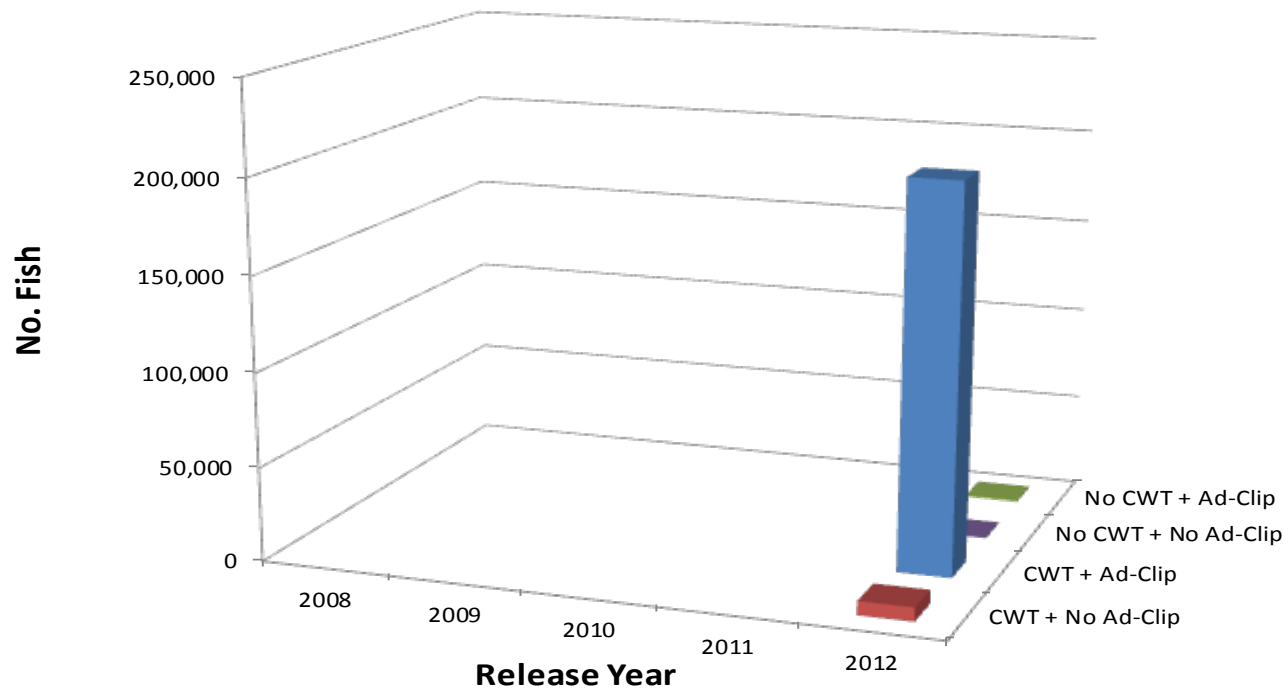
	2008	2009	2010	2011	2012
CWT + No Ad-Clip				227,964	204,754
CWT + Ad-Clip				379,968	395,504
No CWT + No Ad-Clip				209,193	50,269
No CWT + Ad-Clip				285,778	320,045

# QDNR Coho Releases



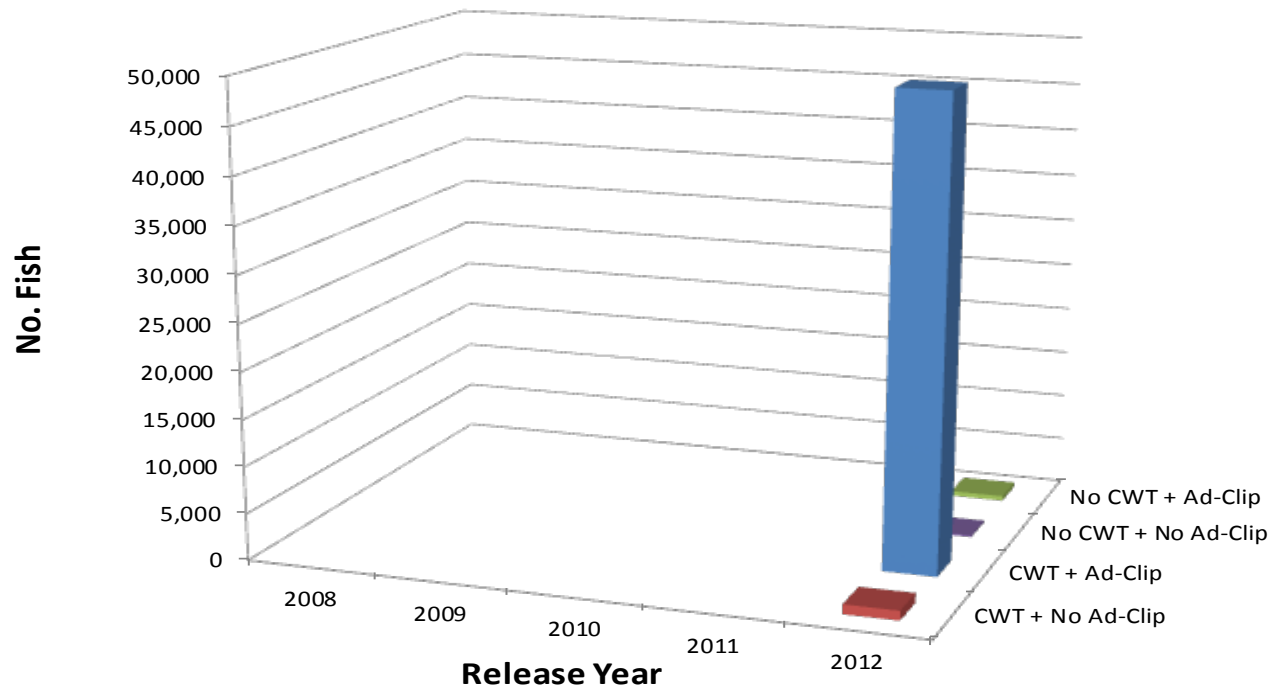
	2008	2009	2010	2011	2012
CWT + No Ad-Clip				102,767	122,324
CWT + Ad-Clip				80,105	79,280
No CWT + No Ad-Clip				2,257	0
No CWT + Ad-Clip				532,718	522,895

# STIL Chinook Releases



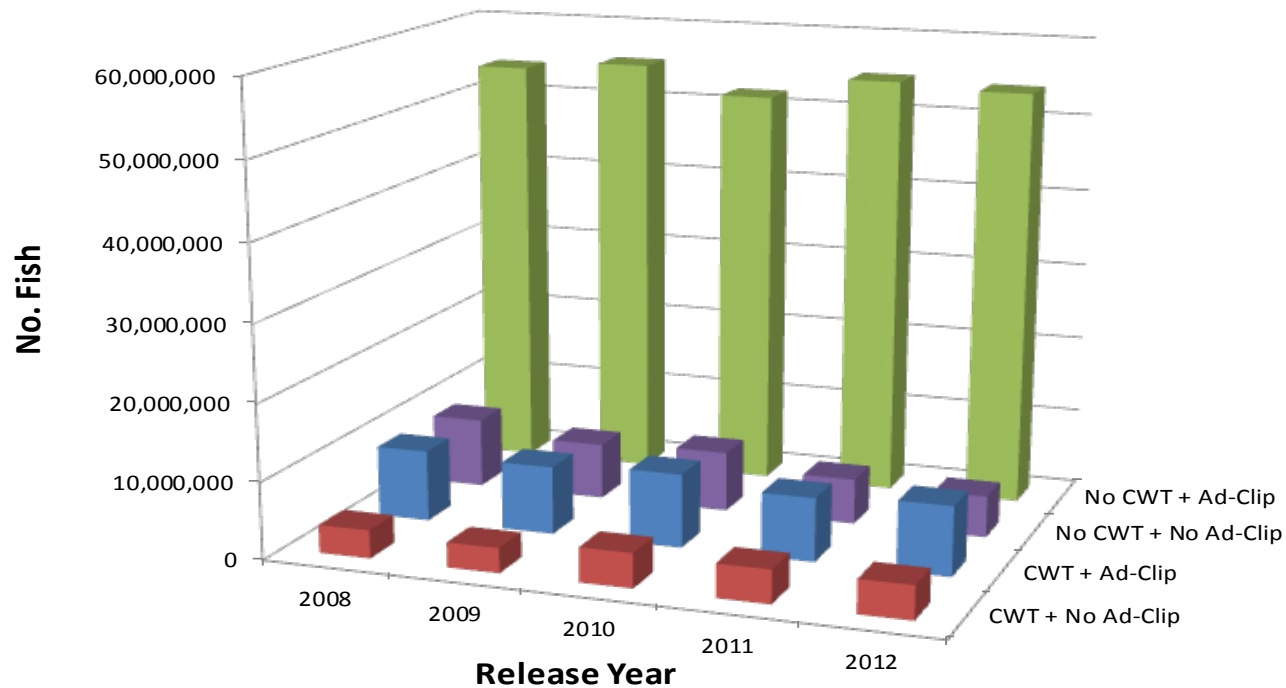
	2008	2009	2010	2011	2012
CWT + No Ad-Clip					7,279
CWT + Ad-Clip					203,658
No CWT + No Ad-Clip					410
No CWT + Ad-Clip					728

# STIL Coho Releases



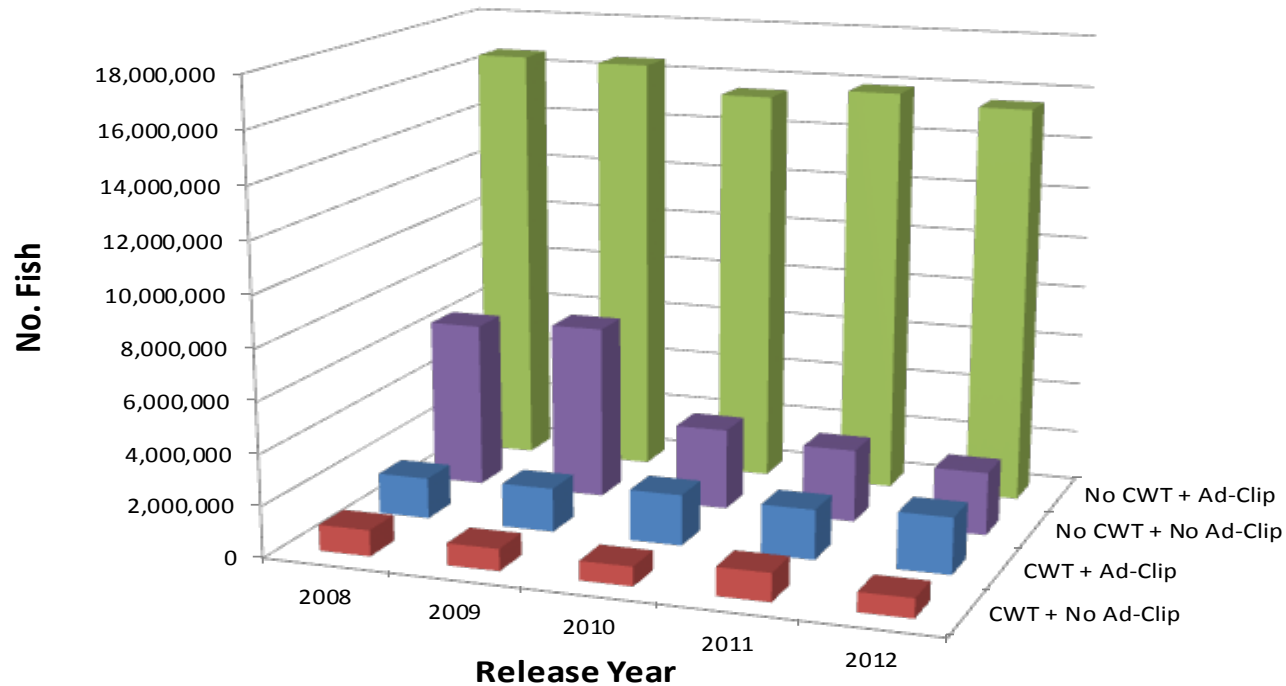
	2008	2009	2010	2011	2012
CWT + No Ad-Clip					1,022
CWT + Ad-Clip					49,393
No CWT + No Ad-Clip					174
No CWT + Ad-Clip					511

# WDFW Chinook Releases



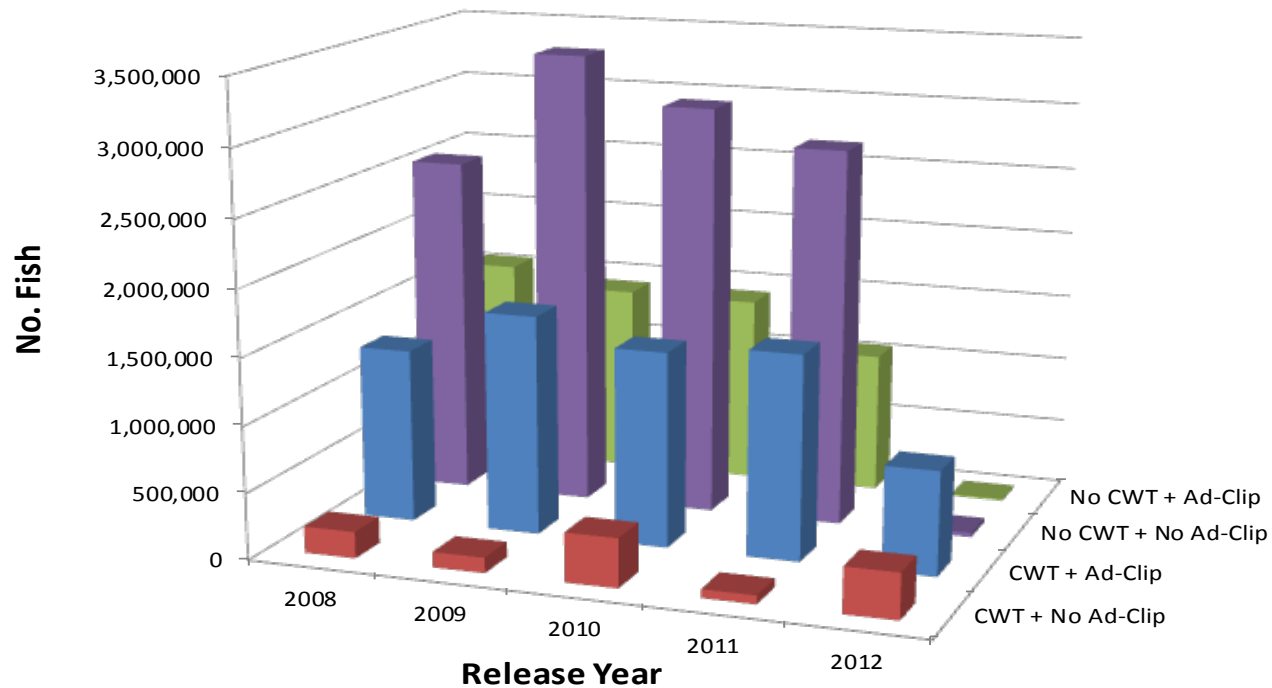
	2008	2009	2010	2011	2012
CWT + No Ad-Clip	3,644,036	3,210,423	4,464,076	4,330,515	4,355,149
CWT + Ad-Clip	9,240,060	8,810,367	9,564,242	8,269,609	9,038,664
No CWT + No Ad-Clip	9,031,078	7,259,452	7,796,208	5,881,533	5,369,086
No CWT + Ad-Clip	54,061,779	55,220,428	51,819,244	54,734,775	54,070,847

# WDFW Coho Releases



	2008	2009	2010	2011	2012
CWT + No Ad-Clip	1,016,323	855,949	748,464	1,096,452	752,839
CWT + Ad-Clip	1,602,148	1,709,222	1,985,434	1,947,629	2,198,371
No CWT + No Ad-Clip	6,513,483	6,810,920	3,174,906	2,847,299	2,467,173
No CWT + Ad-Clip	16,586,472	16,500,897	15,485,204	15,890,908	15,533,403

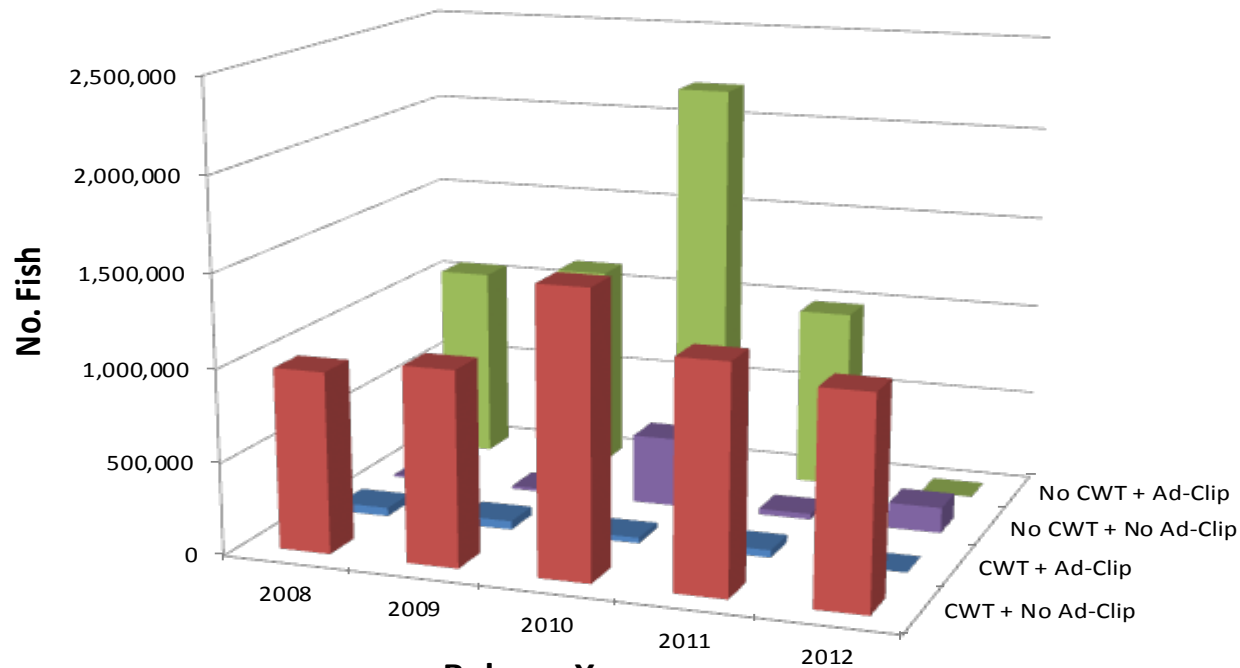
# YAKA Chinook Releases



	2008	2009	2010	2011	2012
CWT + No Ad-Clip	199,810	115,280	369,766	64,603	343,720
CWT + Ad-Clip	1,313,384	1,656,338	1,470,628	1,542,014	783,556
No CWT + No Ad-Clip	2,551,886	3,422,039	3,081,375	2,829,400	31,328
No CWT + Ad-Clip	1,554,527	1,422,338	1,416,756	1,060,601	10,363

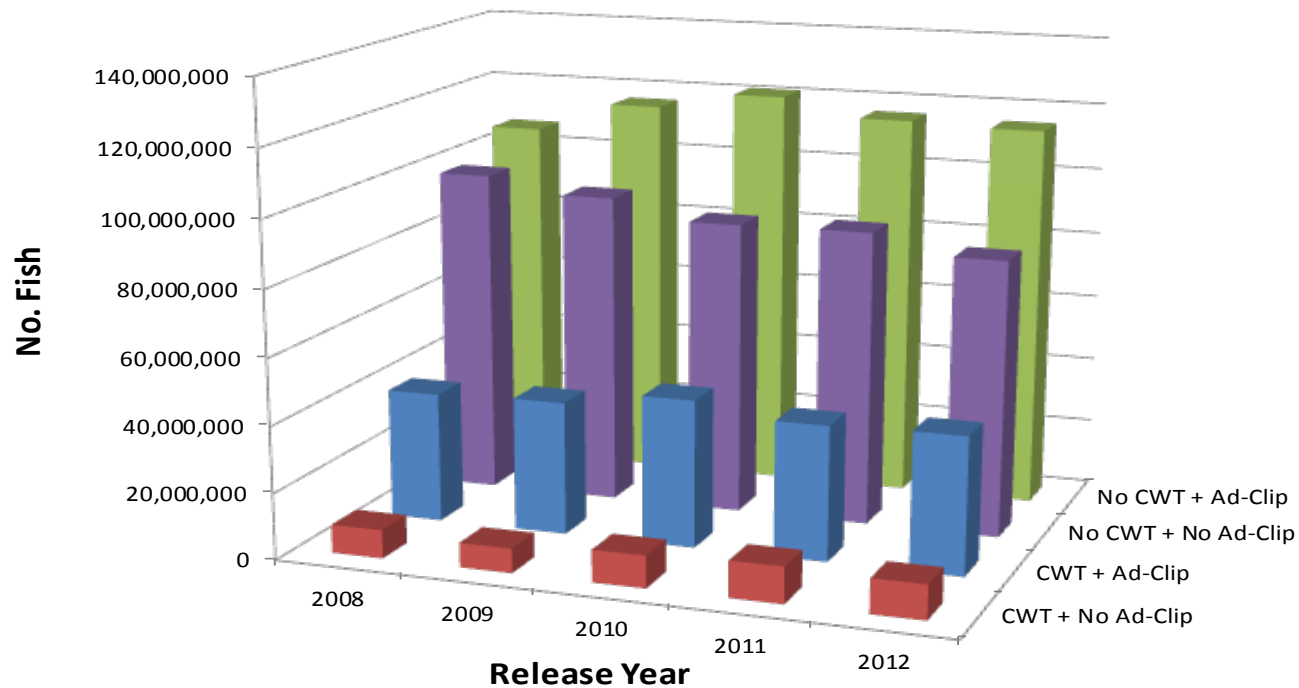


# YAKA Coho Releases



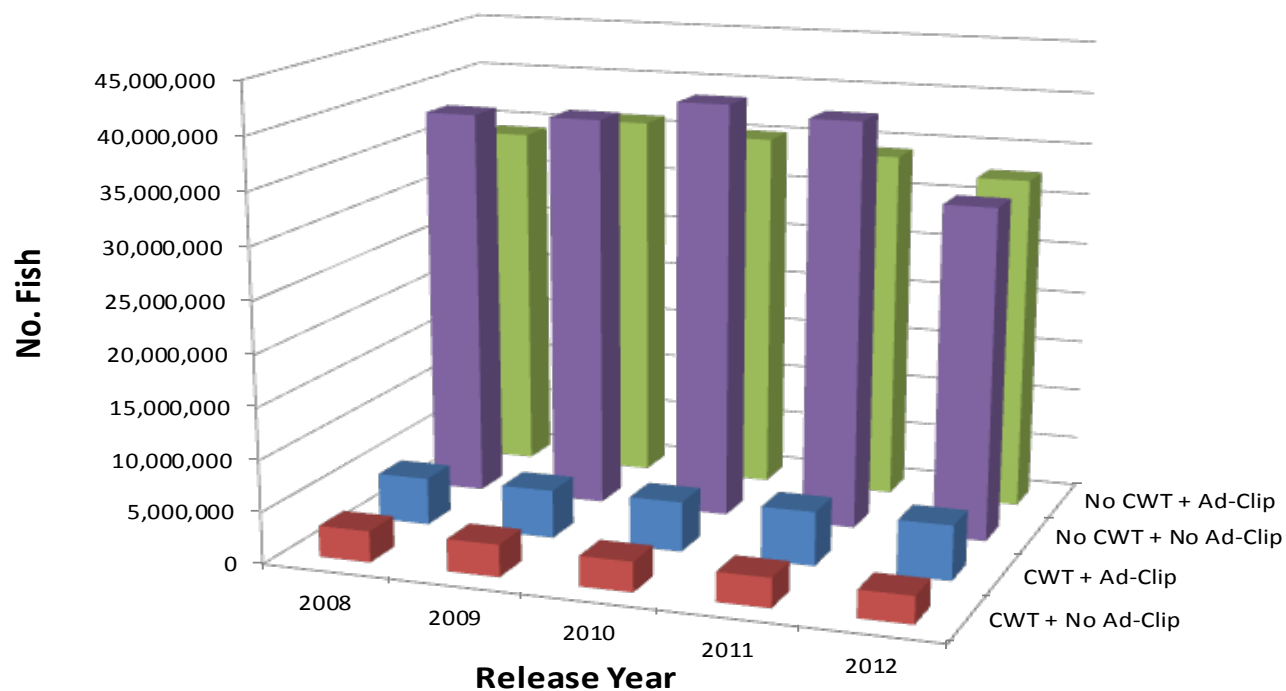
	2008	2009	2010	2011	2012
CWT + No Ad-Clip	978,057	1,050,871	1,528,874	1,217,968	1,128,899
CWT + Ad-Clip	46,226	45,955	30,470	40,319	0
No CWT + No Ad-Clip	11,451	16,216	379,157	31,221	139,433
No CWT + Ad-Clip	1,051,686	1,112,345	2,189,250	981,931	0

# All Chinook Releases



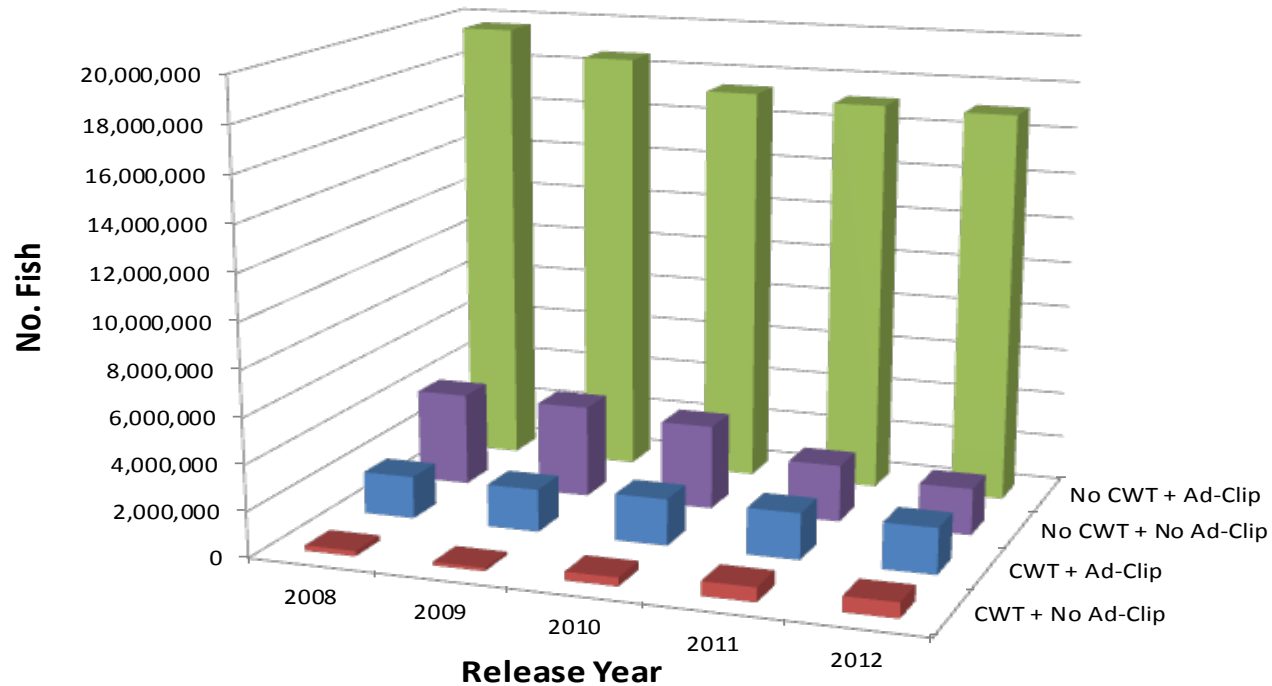
	2008	2009	2010	2011	2012
■ CWT + No Ad-Clip	8,522,967	7,382,348	9,690,091	10,953,806	10,362,616
■ CWT + Ad-Clip	39,228,262	40,200,736	44,575,826	40,778,731	41,482,523
■ No CWT + No Ad-Clip	98,492,361	94,116,346	88,610,593	89,017,698	83,542,068
■ No CWT + Ad-Clip	106,847,099	115,988,878	121,093,749	115,905,976	115,031,585

# All Coho Releases



	2008	2009	2010	2011	2012
CWT + No Ad-Clip	3,027,286	3,123,907	2,913,238	2,842,940	2,649,453
CWT + Ad-Clip	4,582,027	4,667,422	4,844,928	5,241,990	5,308,008
No CWT + No Ad-Clip	38,063,489	38,264,050	40,407,439	39,514,628	32,211,885
No CWT + Ad-Clip	34,153,653	36,046,740	35,101,650	34,116,035	32,554,851

# All Steelhead Releases



	2008	2009	2010	2011	2012
CWT + No Ad-Clip	230,183	142,119	376,023	622,381	667,620
CWT + Ad-Clip	1,846,111	1,856,041	2,025,509	2,022,280	2,000,293
No CWT + No Ad-Clip	4,068,708	4,025,535	3,691,141	2,490,807	2,038,120
No CWT + Ad-Clip	19,644,422	18,575,342	17,359,216	17,132,048	17,029,654

# Recovery

You are here: [Home](#) > [News & Data Status](#) > Dataset Load Dates

## Load Dates of Recovery Data

Click on Cells for Additional Information

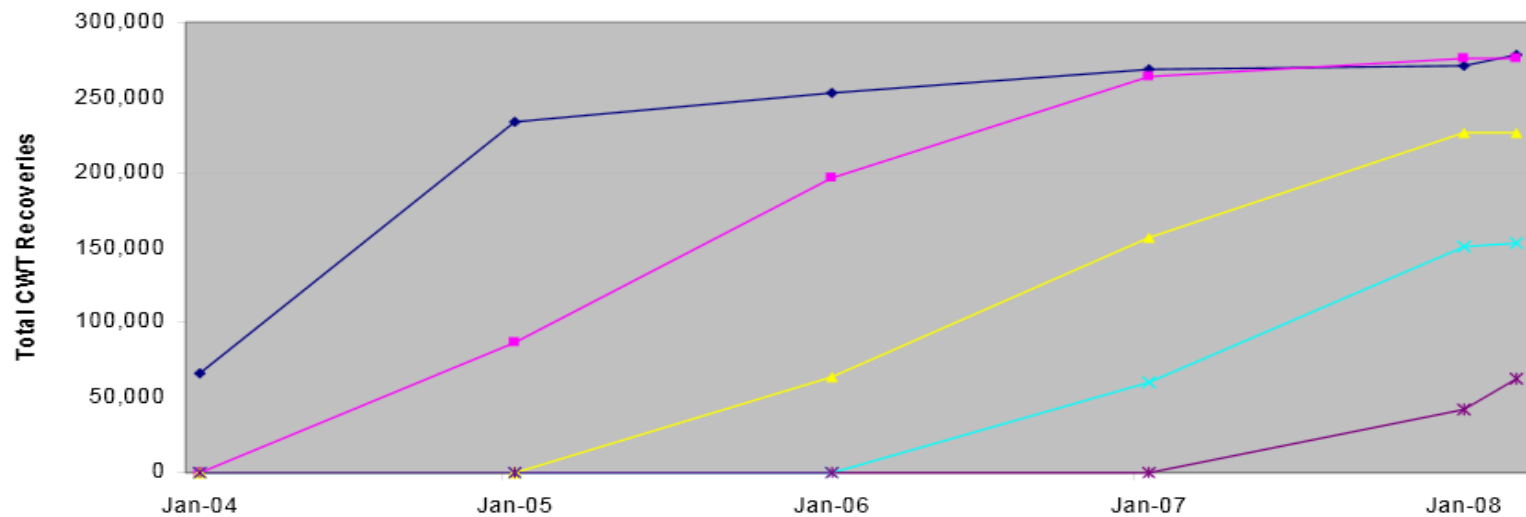
From CWT Database Load Logs  
By Run Year and Reporting Agency as of Tue Apr 2 12:38:37 2013

Process status:	Explanation:
 = Partially validated	 <a href="#">Help</a>
 = Fully validated/not yet available	
 = Fully validated and available	

Year	ADFG	CDFG	CDFGKT	CDFO	CRFC	FWS	IDFG	NIFC	NMFS	ODFW	QDNR	STIL	WDFW	YAKA	YTFP	Year
2013	2013/01/28															2013
2012	2013/03/12	2013/02/11		2013/02/04		2012/10/03	2013/03/06		2012/09/26	2013/01/29		2013/03/26	2013/03/21	2013/02/11		2012
2011	2013/03/12	2013/01/29		2013/02/01		2013/03/20	2013/03/29	2012/11/21	2012/09/19	2013/02/28	2013/03/15	2012/05/02	2013/03/15	2011/12/06		2011
2010	2013/03/12	2012/02/10		2013/01/12		2012/01/17	2013/03/19	2012/01/10	2012/09/19	2013/03/07	2012/02/03		2012/11/20	2011/12/06		2010
2009	2013/03/12	2010/12/09		2013/01/12		2012/04/23	2011/03/28	2011/01/10	2012/03/02	2012/05/14	2011/01/03		2013/04/01	2011/12/06		2009
2008	2013/03/12	2009/11/19		2013/01/12		2012/04/24	2013/03/29	2010/01/13	2012/03/02	2010/06/10	2009/09/04		2012/07/31	2011/12/06		2008
2007	2013/03/12	2009/03/16	2008/09/09	2013/01/12		2013/02/20	2008/07/07	2009/02/23	2012/03/02	2010/07/07	2009/09/03		2012/07/27	2011/12/06		2007
2006	2013/03/12	2008/03/25	2008/08/19	2013/01/12		2011/02/09	2007/06/26	2008/01/18	2012/03/02	2009/09/15	2009/08/26		2012/06/18	2007/08/16	2006/11/08	2006
2005	2013/03/12	2008/06/06	2008/08/19	2013/01/12		2008/06/18	2007/04/16	2007/10/02	2012/03/02	2011/02/28	2008/02/07		2009/03/24	2011/12/06	2007/08/17	2005
2004	2013/03/12	2006/07/11	2008/08/19	2013/01/12		2010/02/09	2007/04/16	2006/03/03	2012/03/02	2009/09/22	2006/01/17		2009/02/27	2011/12/06	2007/08/17	2004
2003	2013/03/12	2006/07/11	2008/08/19	2013/01/12		2008/03/13	2007/04/16	2005/01/18	2012/03/02	2009/06/11	2005/01/10		2008/10/21	2012/08/06	2007/08/17	2003
2002	2013/03/12	2006/07/11	2008/08/19	2013/01/12	2003/01/03	2007/04/12	2006/10/19	2005/07/27	2012/03/02	2010/02/10	2004/01/15		2008/10/17	2013/02/11	2007/08/17	2002
2001	2013/03/12	2006/07/11		2013/01/12	2003/01/03	2007/04/11	2006/10/20	2004/02/06	2012/03/02	2009/05/19	2005/10/04		2008/10/17		2007/08/17	2001
2000	2013/03/12	2006/04/10		2013/01/12	2003/01/03	2012/08/07	2009/11/10	2002/01/30	2012/03/02	2009/03/13	2005/12/30		2008/10/15		2007/08/17	2000
1999	2013/03/12	2001/02/28		2013/01/12		2007/04/03	2006/10/20	2001/02/26	2011/12/27	2009/06/16	2002/09/18		2008/10/14			1999

# All Agency Recoveries Reported in 2008

**All Agency Recoveries  
by run year as reported  
on each yearly submission deadline**

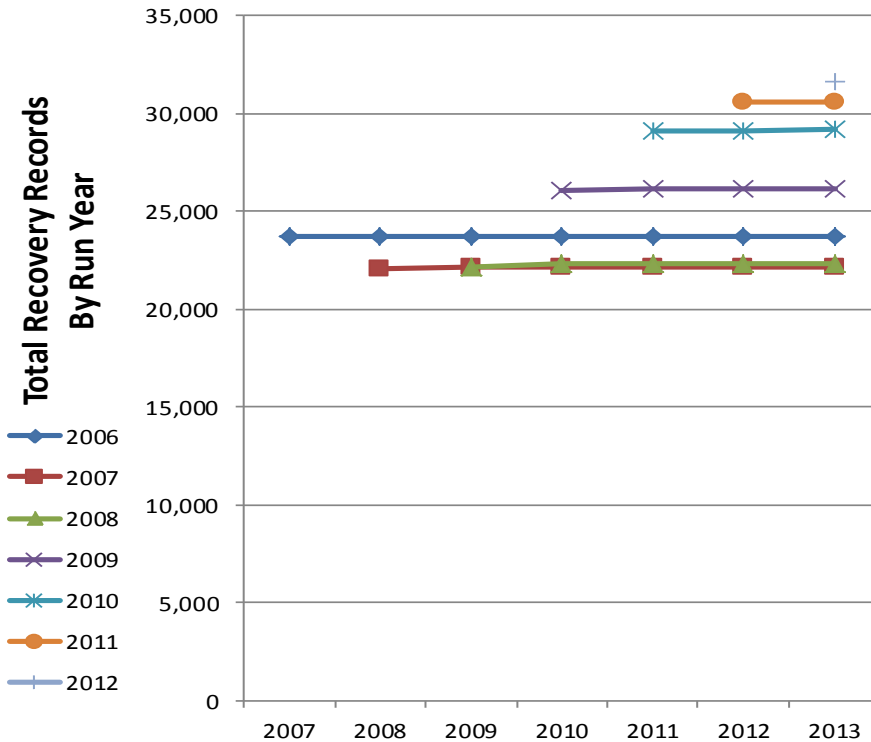


	1/31/2004	1/31/2005	1/31/2006	1/31/2007	1/31/2008	3/26/2008
2003	66,665	233,289	253,410	269,208	271,075	278,851
2004	0	87,086	195,839	264,367	275,731	275,731
2005	0	0	63,877	156,758	227,065	226,291
2006	0	0	0	60,735	150,525	153,562
2007	0	0	0	0	42,221	62,527

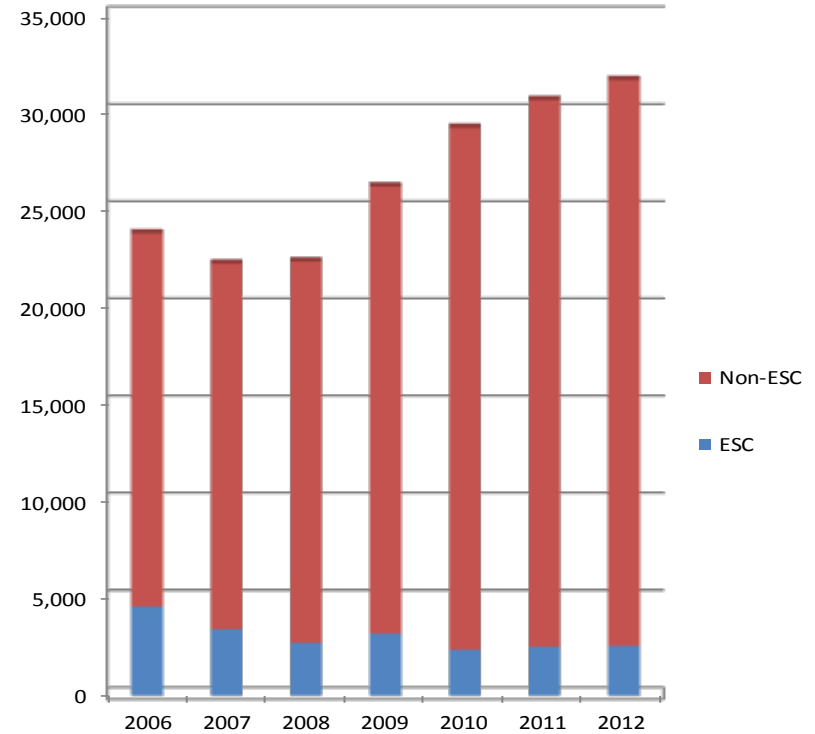
**Yearly Submission Deadlines**

# ADFG Recoveries

Total Recovery Records  
By Run Year

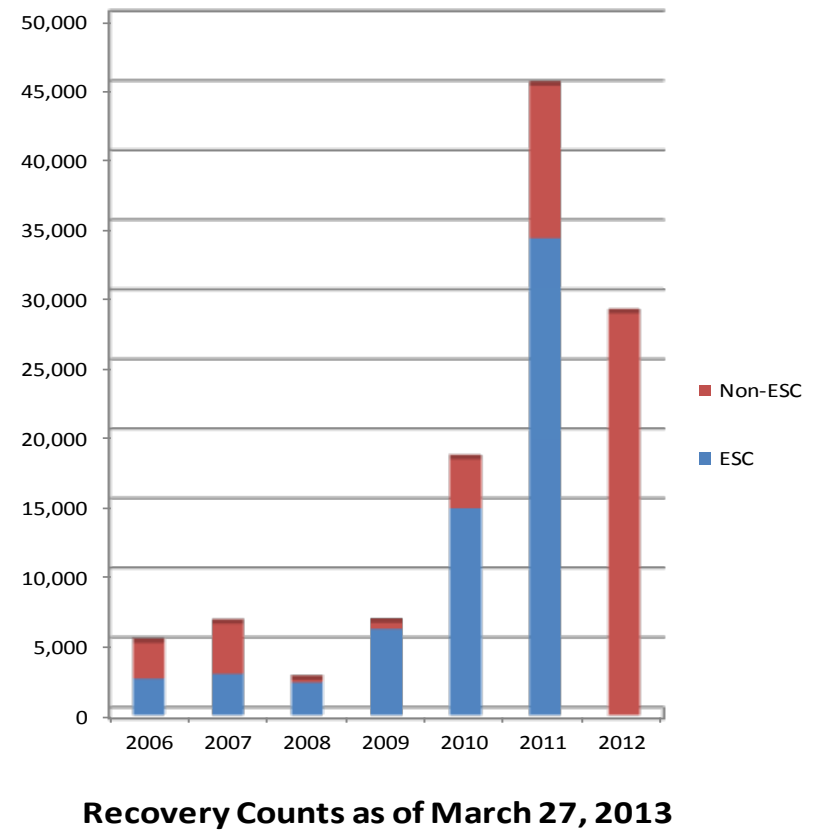
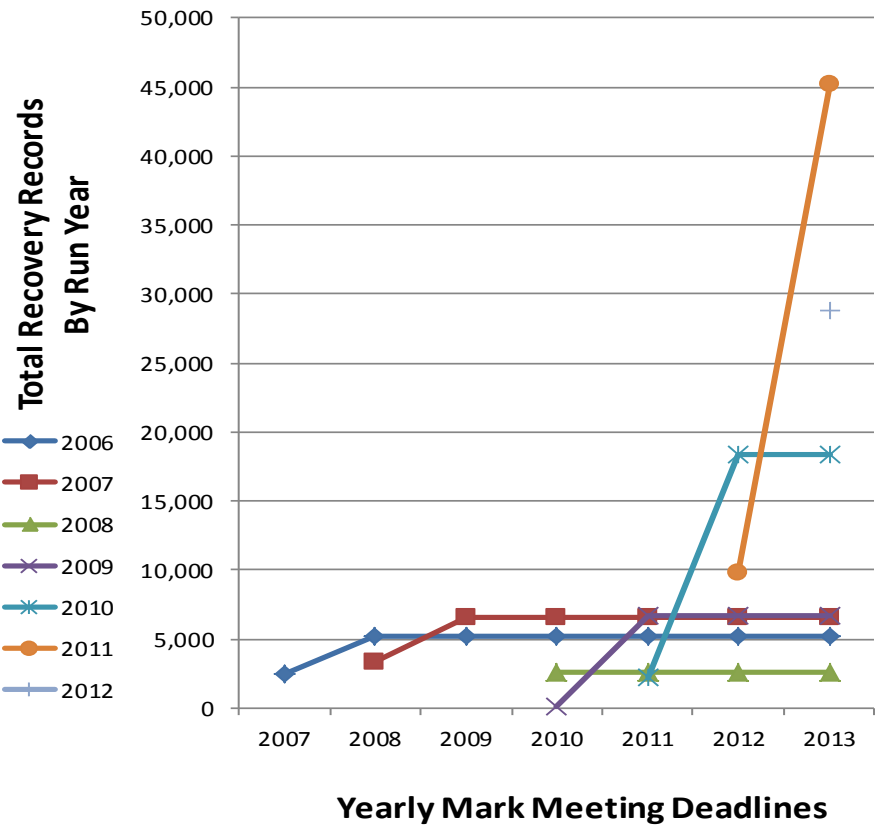


Yearly Mark Meeting Deadlines



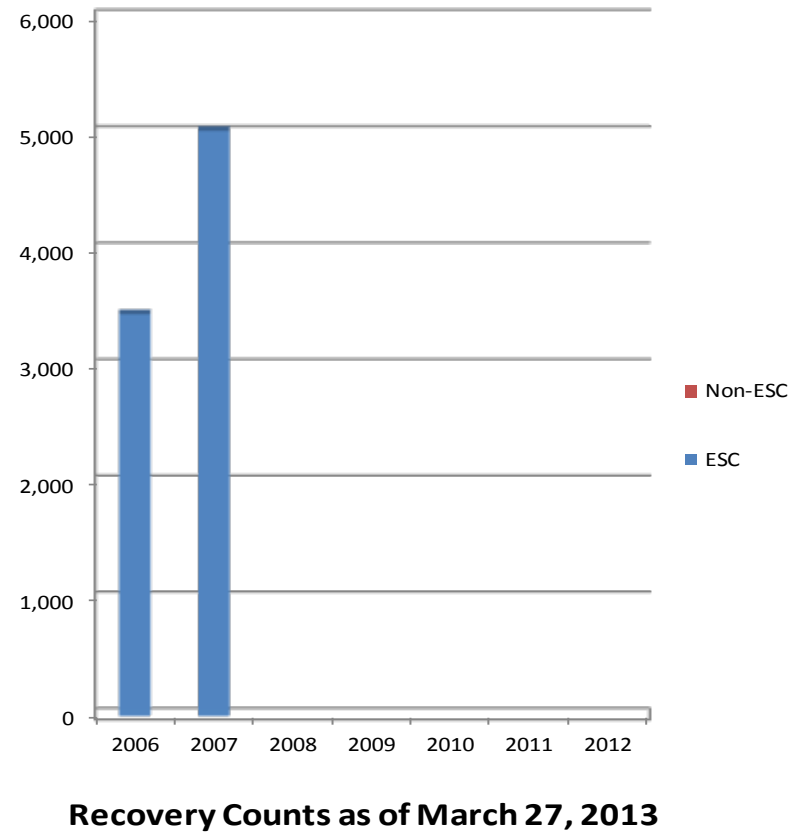
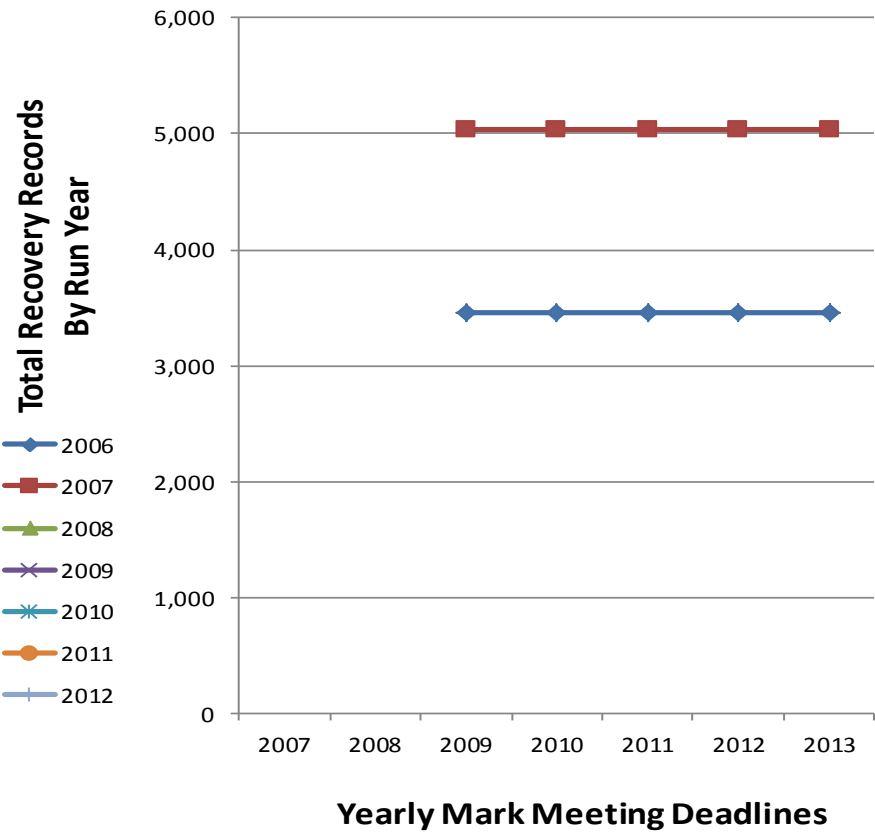
Recovery Counts as of March 27, 2013

# CDFG Recoveries

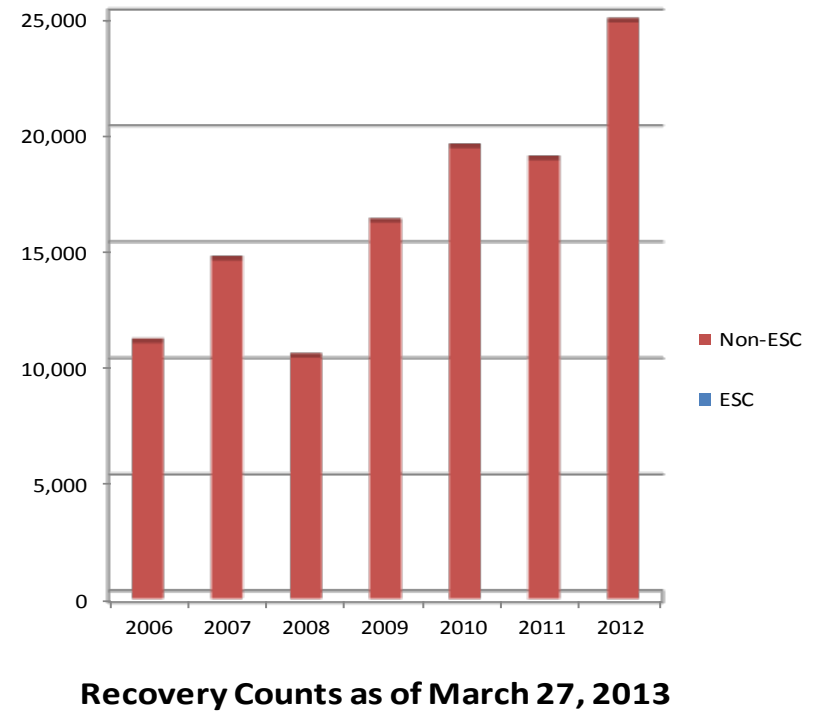
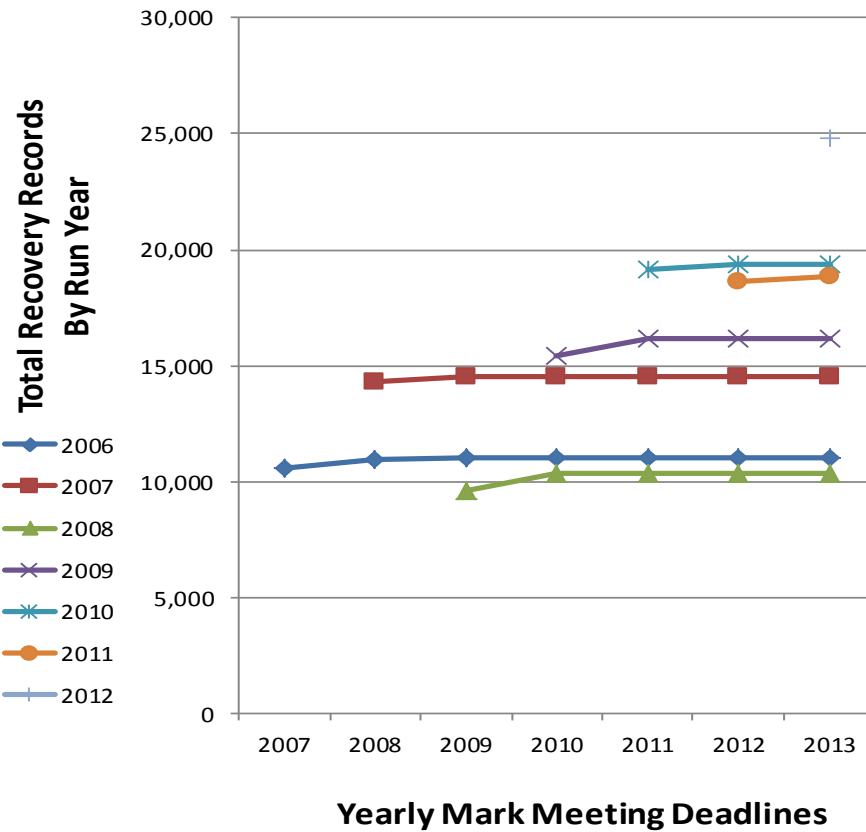




# CDFGKT Recoveries

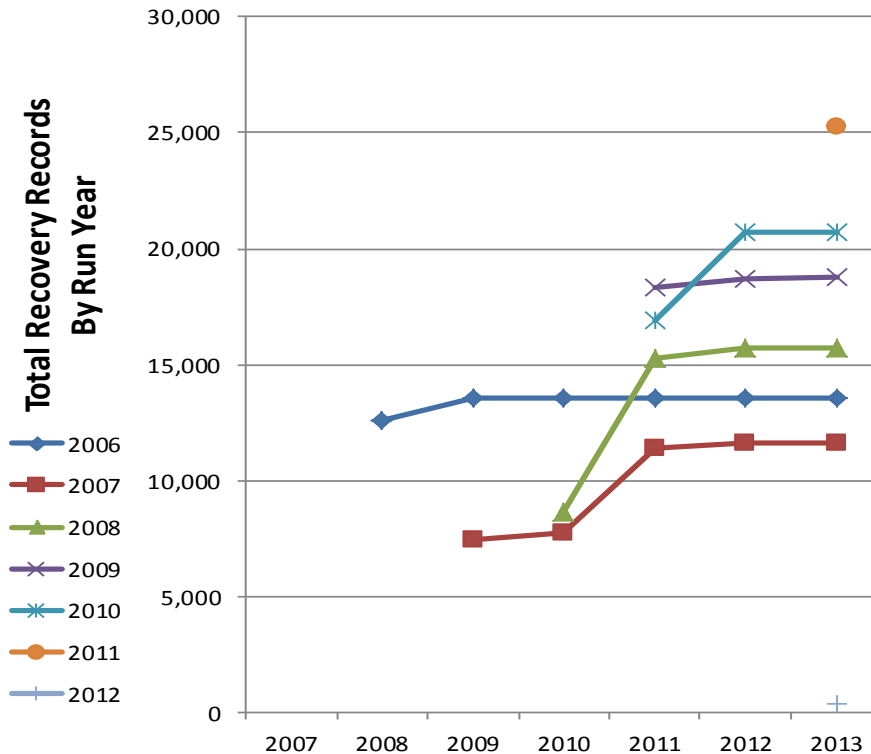


# CDFO Recoveries

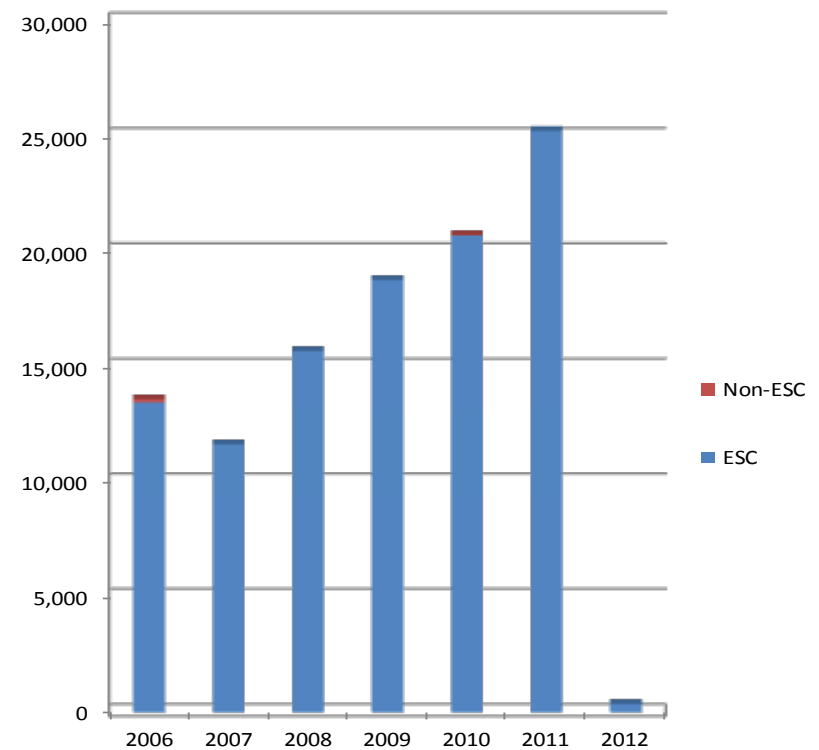


# FWS Recoveries

**Total Recovery Records  
By Run Year**

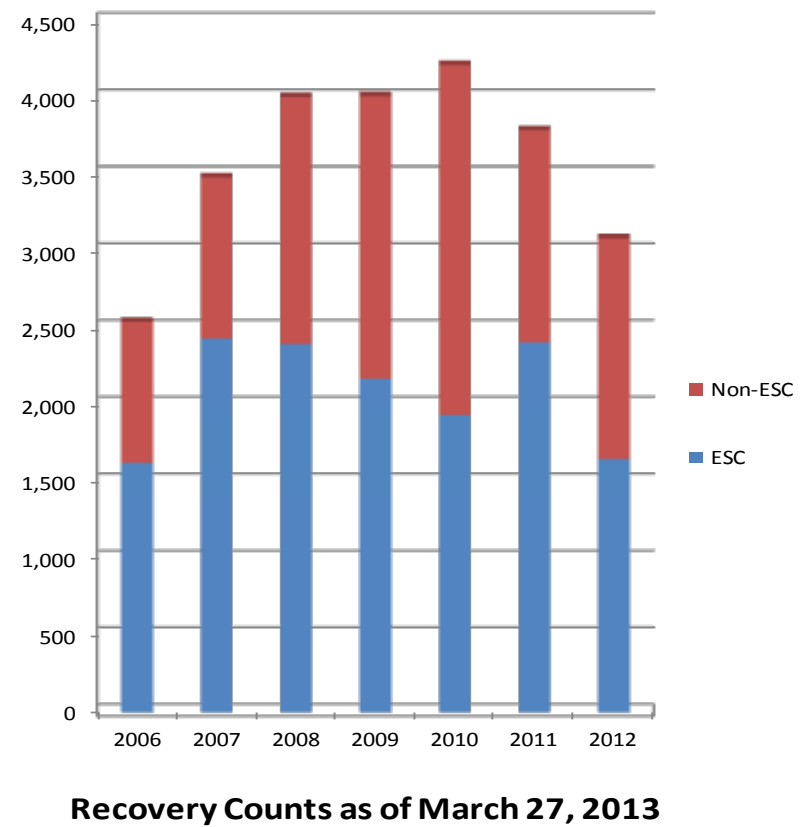
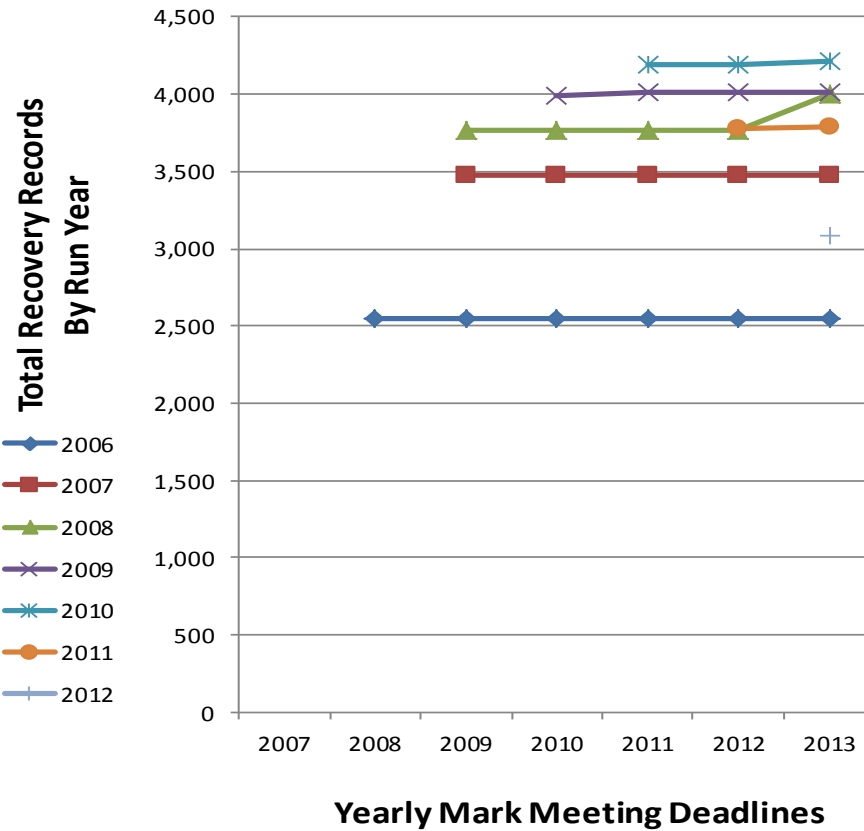


**Yearly Mark Meeting Deadlines**

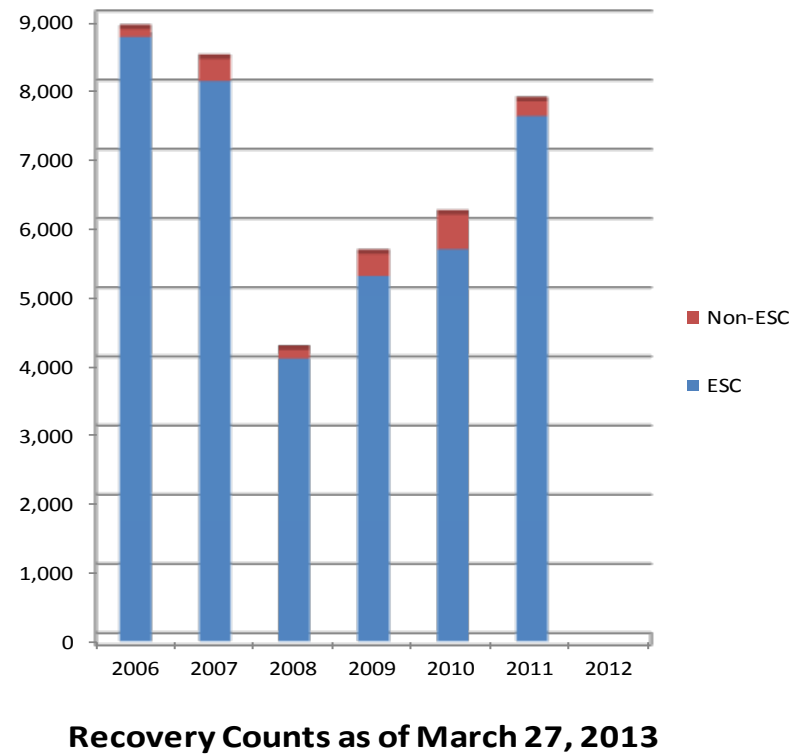
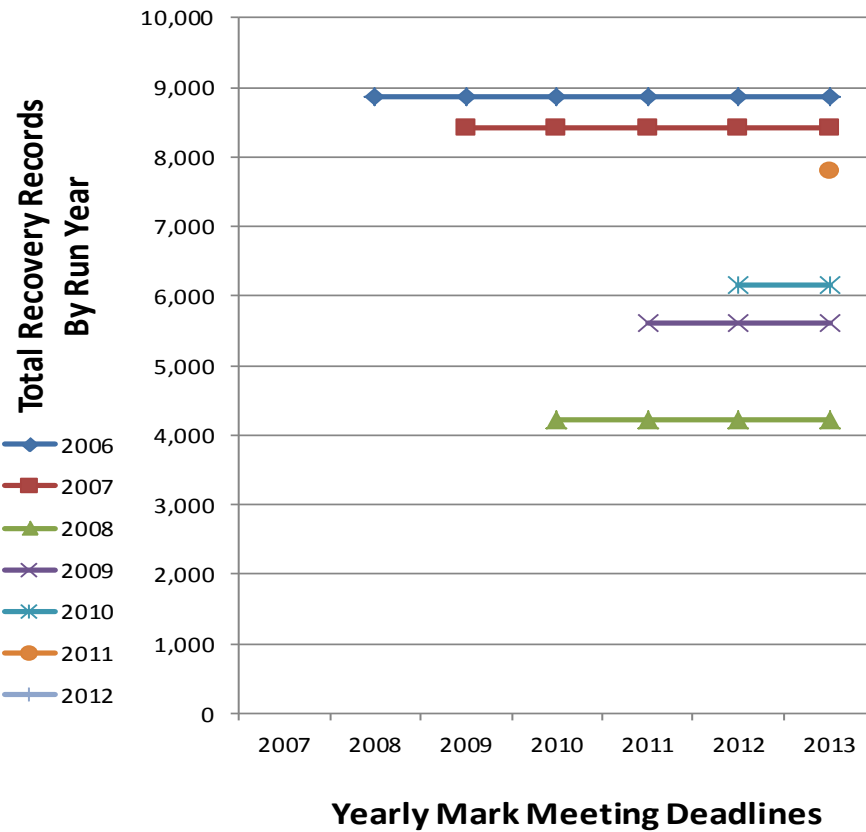


**Recovery Counts as of March 27, 2013**

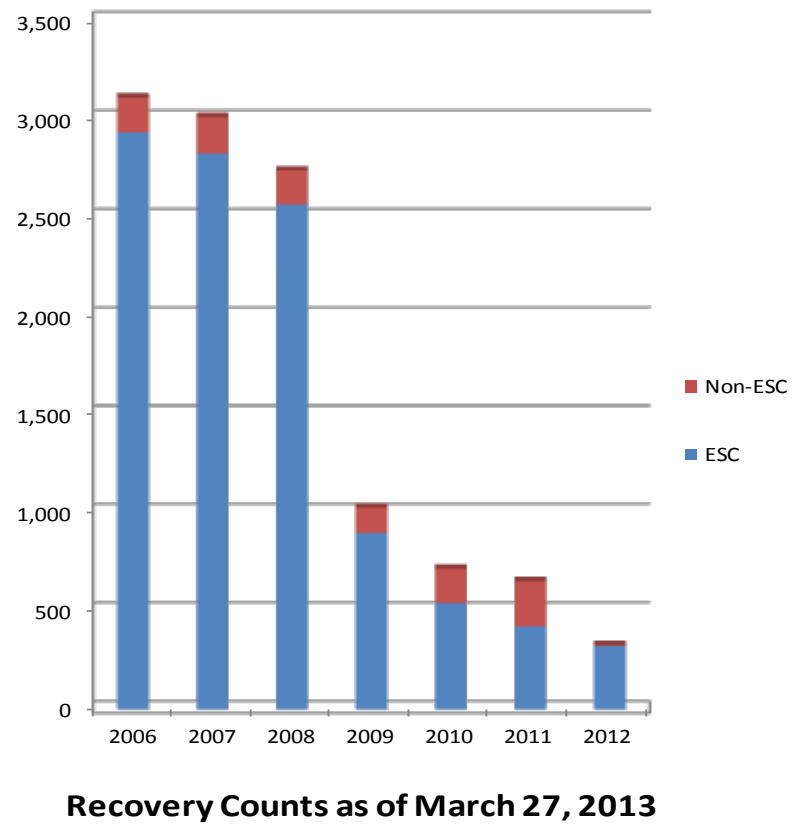
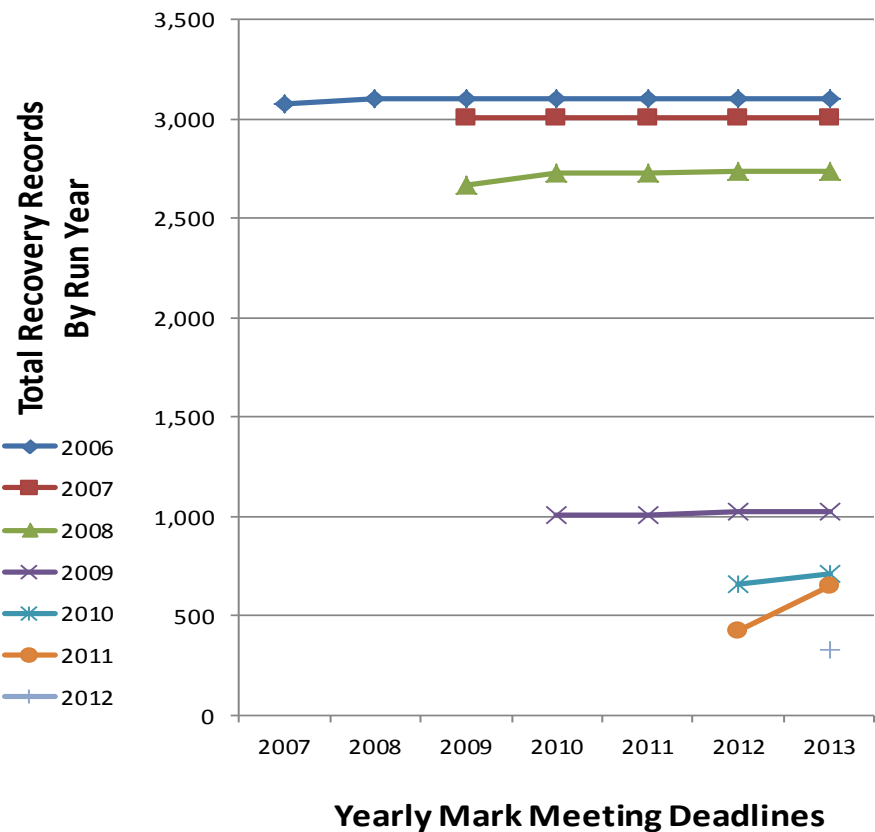
# IDFG Recoveries



# NIFC Recoveries

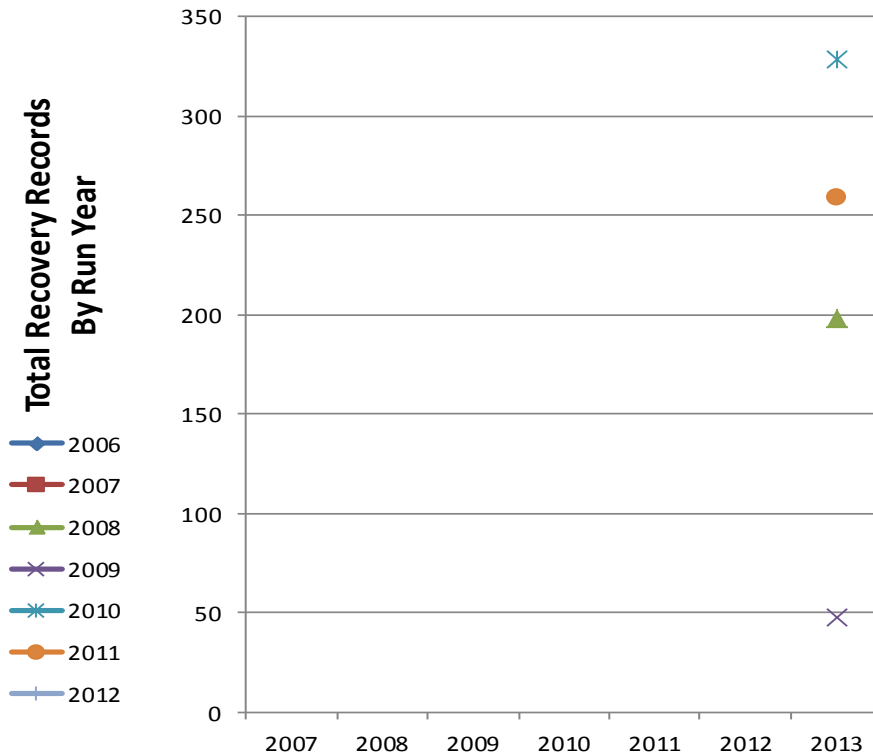


# NMFS Recoveries

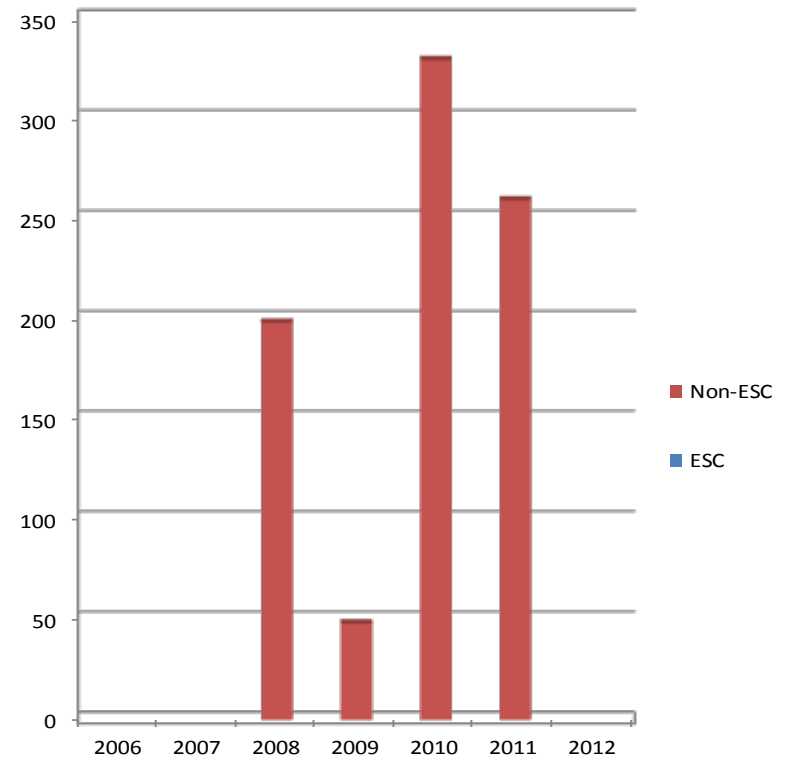


# NMFSNWR Recoveries

**Total Recovery Records  
By Run Year**

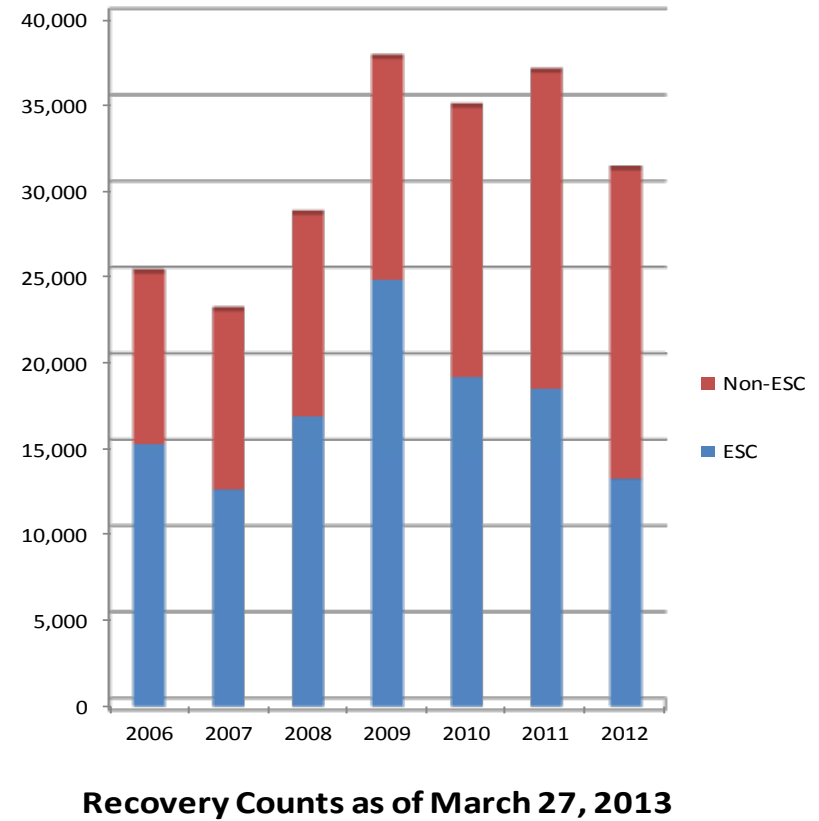
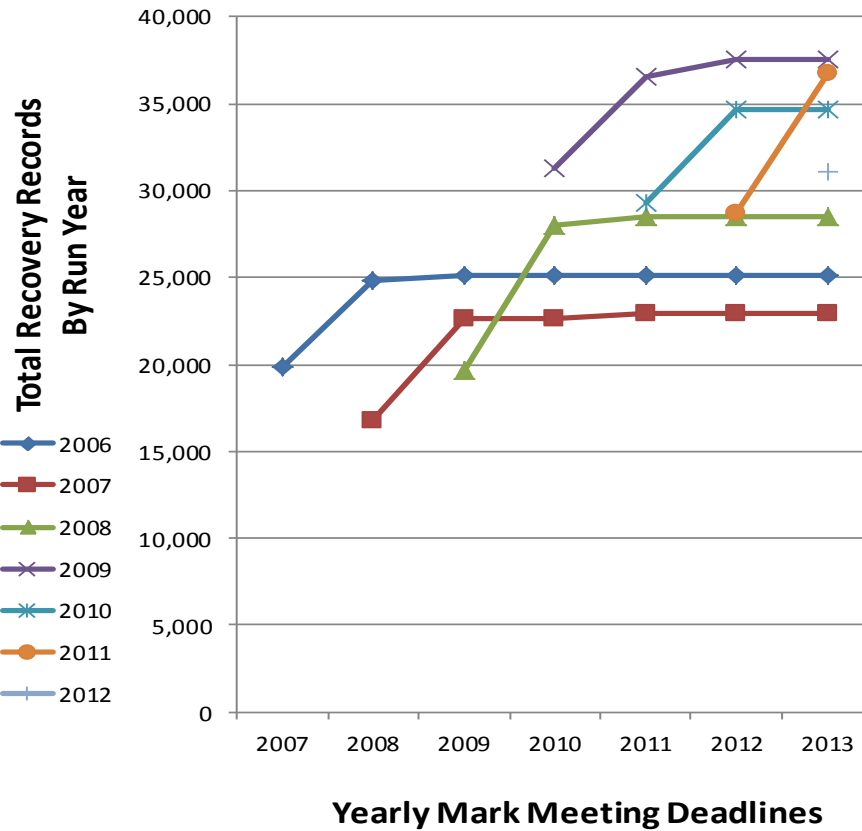


**Yearly Mark Meeting Deadlines**



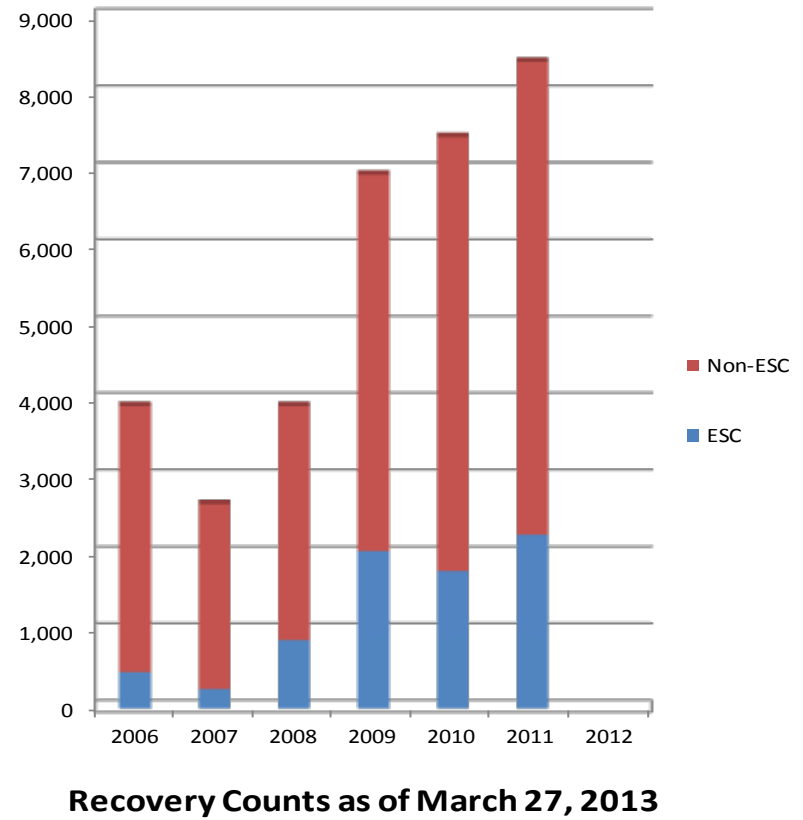
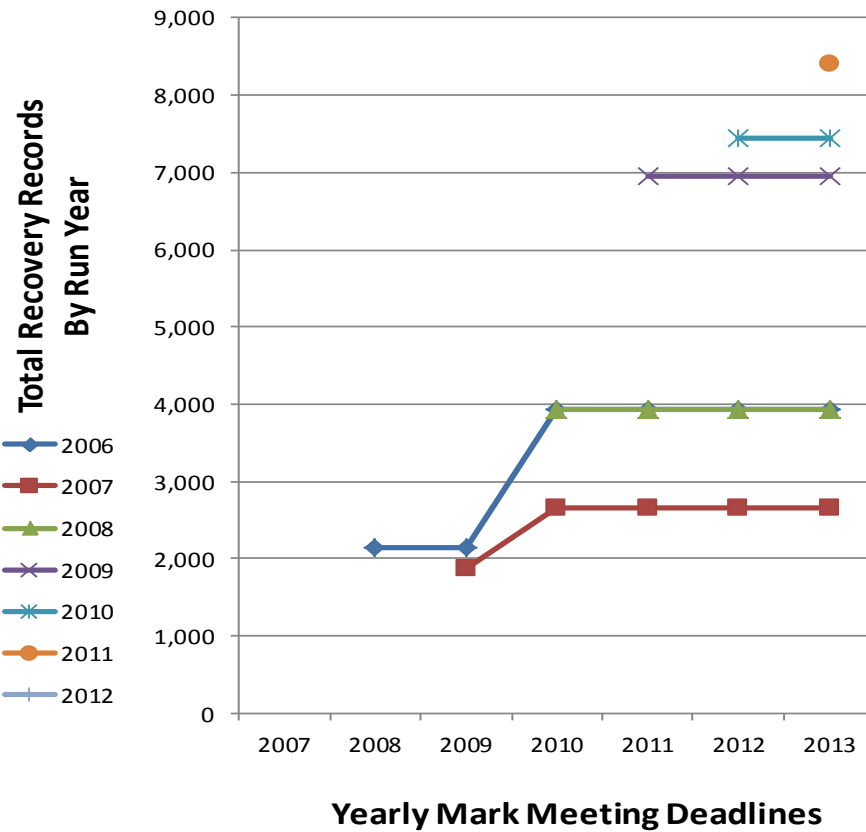
**Recovery Counts as of March 27, 2013**

# ODFW Recoveries





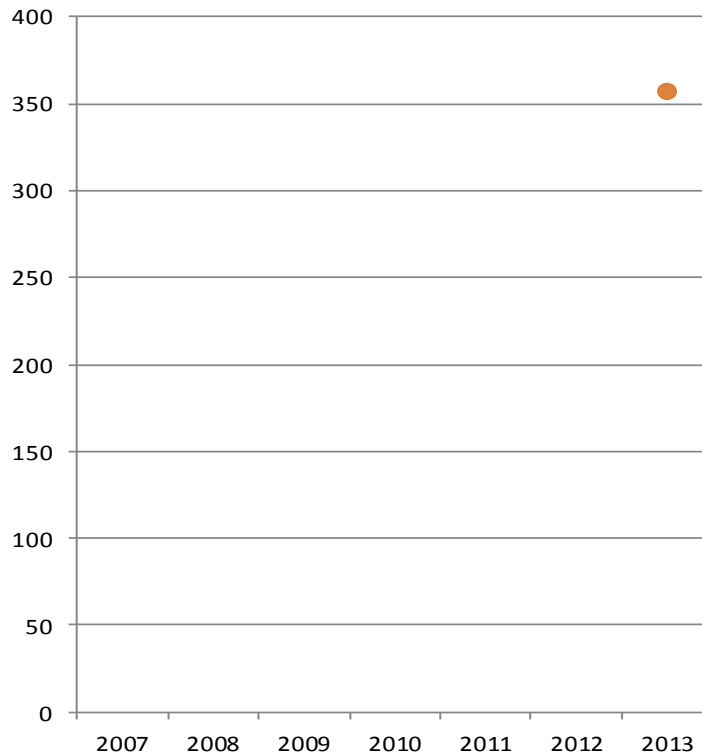
# QDNR Recoveries



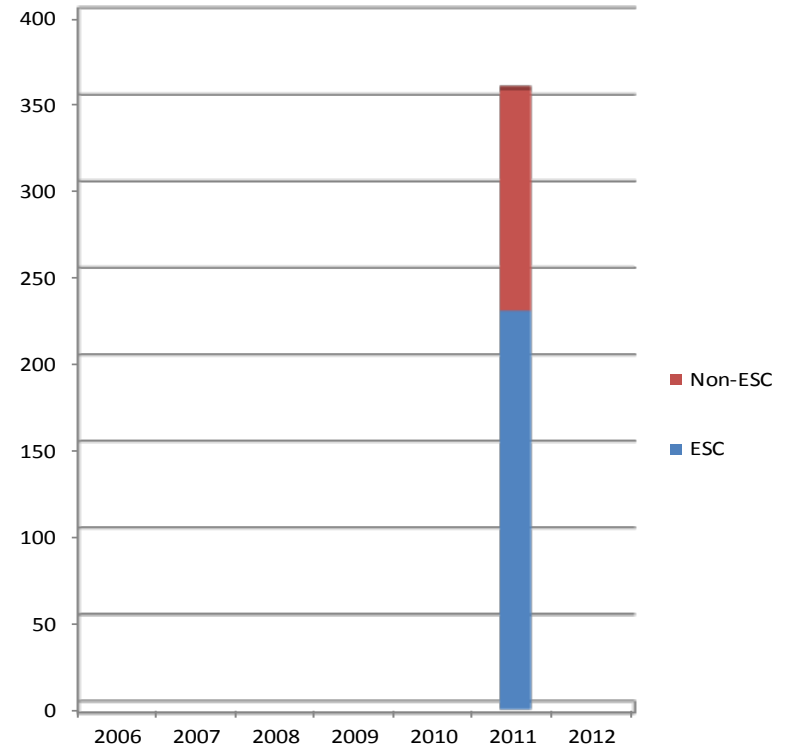
# STIL Recoveries

Total Recovery Records  
By Run Year

2006  
2007  
2008  
2009  
2010  
2011  
2012

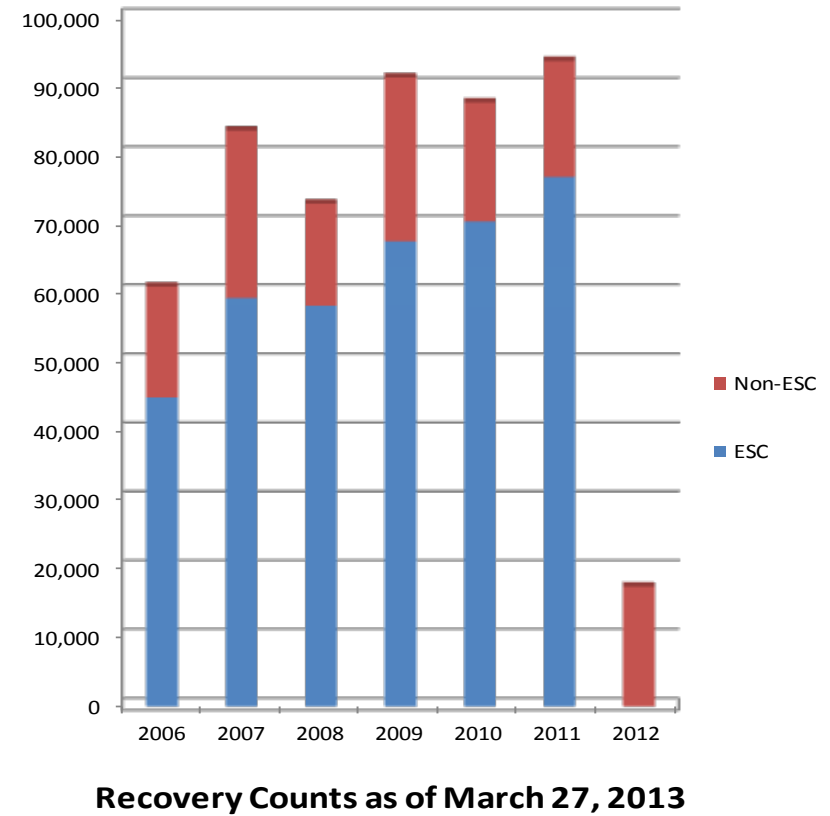
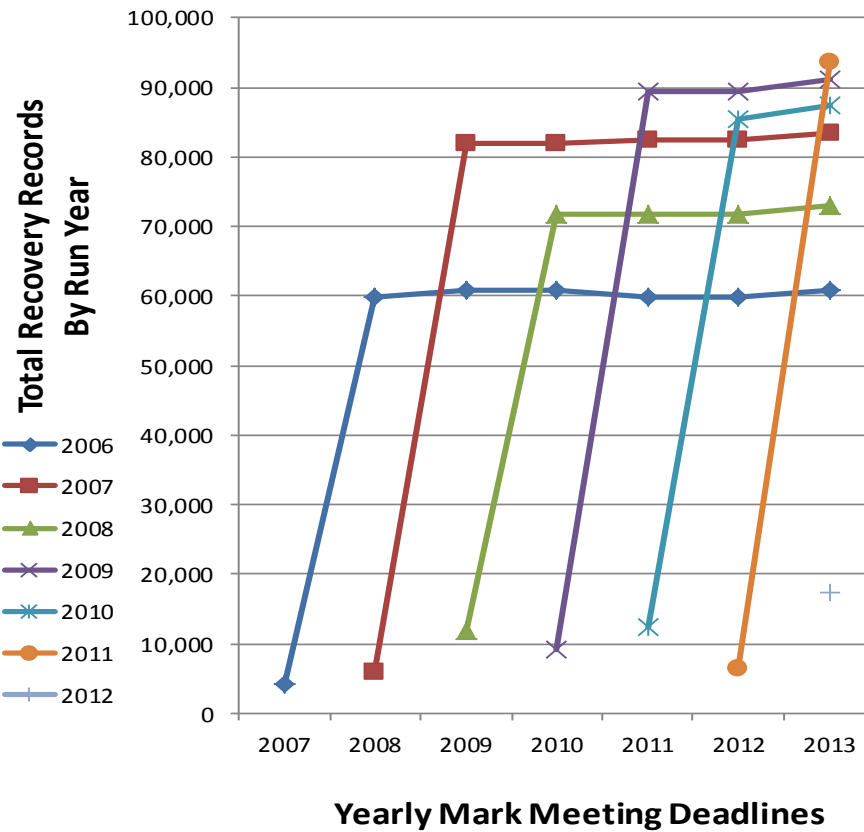


Yearly Mark Meeting Deadlines

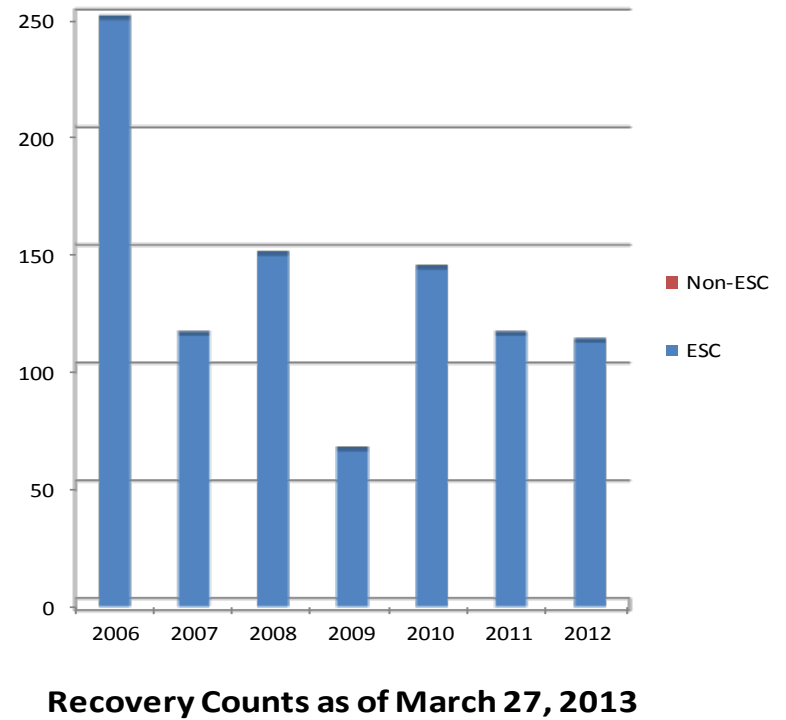
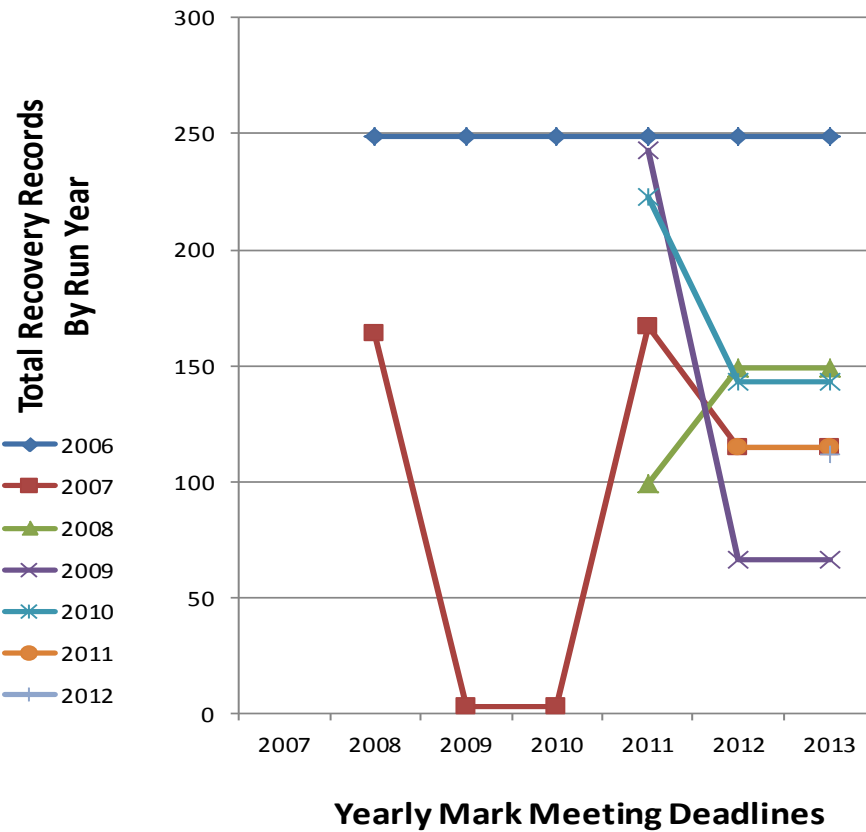


Recovery Counts as of March 27, 2013

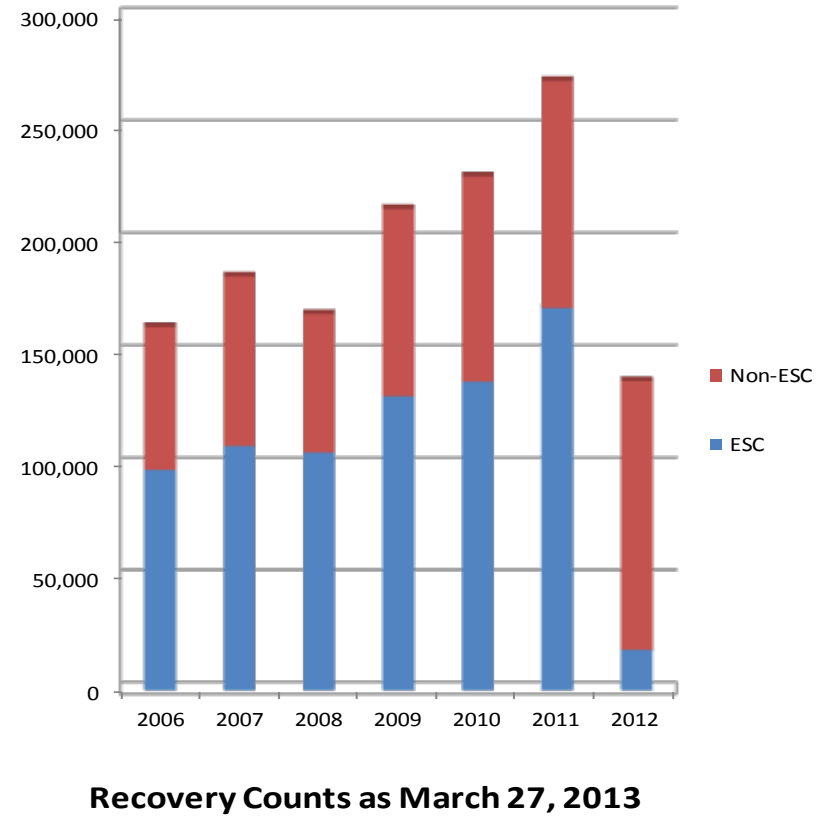
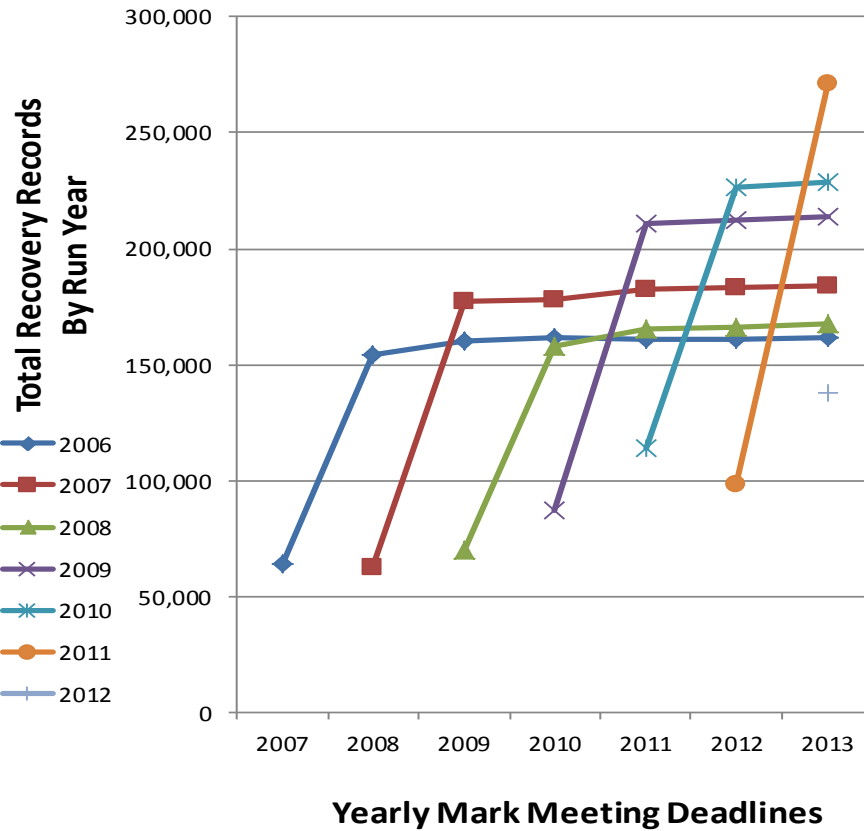
# WDFW Recoveries



# YAKA Recoveries

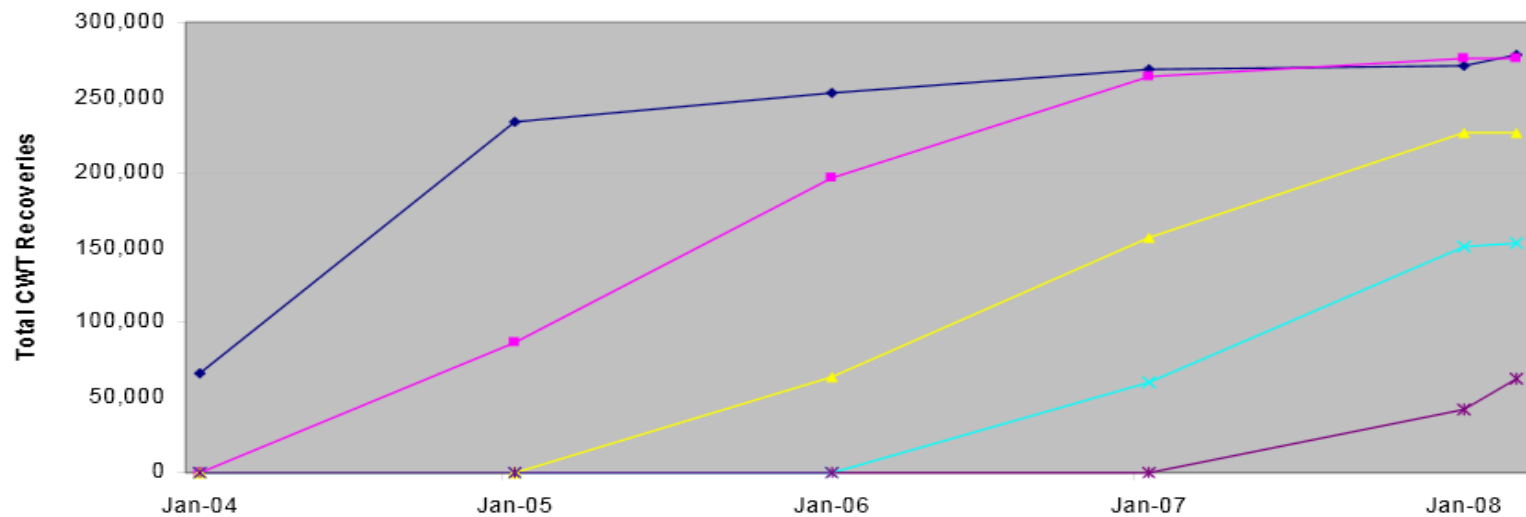


# All Agency Recoveries



# All Agency Recoveries Reported in 2008

**All Agency Recoveries  
by run year as reported  
on each yearly submission deadline**



	1/31/2004	1/31/2005	1/31/2006	1/31/2007	1/31/2008	3/26/2008
2003	66,665	233,289	253,410	269,208	271,075	278,851
2004	0	87,086	195,839	264,367	275,731	275,731
2005	0	0	63,877	156,758	227,065	226,291
2006	0	0	0	60,735	150,525	153,562
2007	0	0	0	0	42,221	62,527

**Yearly Submission Deadlines**

# Catch/Sample

You are here: [Home](#) > [News & Data Status](#) > Dataset Load Dates

## Load Dates of Catch/Sample Data

Click on Cells for Additional Information

From CWT Database Load Logs  
By Catch Year and Reporting Agency as of Wed Mar 27 08:13:00 2013

Process status:	Explanation:
<span style="background-color: yellow;"> </span> = Partially validated	<a href="#">? Help</a>
<span style="background-color: green;"> </span> = Fully validated/not yet available	
<span style="background-color: black;"> </span> = Fully validated and available	

Year	ADFG	CDFG	CDFGKT	CDFO	CRFC	FWS	IDFG	NIFC	NMFS	ODFW	QDNR	STIL	WDFW	YAKA	YTFP	Year
2013	2013/01/28															2013
2012	2013/03/08	2013/02/11		2013/02/01		2012/10/03			2012/09/20	2013/01/29		2013/03/26	2013/03/21			2012
2011	2013/03/08	2013/01/29		2013/02/01		2013/03/20		2012/11/20	2012/09/19	2013/02/27	2013/03/15	2012/05/02	2013/03/15			2011
2010	2013/03/08	2012/02/10		2013/01/11		2012/01/17		2012/01/10	2012/09/19	2013/03/06	2012/02/03		2012/11/20			2010
2009	2013/03/08	2010/12/09		2013/01/11		2012/10/31		2011/01/10	2011/12/23	2012/02/02	2011/01/11		2012/07/31			2009
2008	2013/03/08	2009/11/17		2013/01/11		2012/04/23		2010/01/13	2011/12/27	2010/06/10	2009/09/08		2012/07/31	2011/03/24		2008
2007	2013/03/08	2009/03/16	2008/08/19	2013/01/11		2013/02/20		2009/03/04	2011/12/23	2010/07/07	2009/09/03		2012/07/27	2008/07/29		2007
2006	2013/03/08	2008/03/25	2008/08/19	2013/01/11		2011/02/09		2008/01/16	2011/12/23	2009/09/15	2009/08/26		2012/06/18	2007/08/16		2006
2005	2013/03/08	2008/06/06	2008/08/19	2013/01/11		2008/06/18		2007/10/05	2011/12/27	2011/02/23	2008/02/06		2009/03/24		2007/08/17	2005
2004	2013/03/08	2006/07/10	2008/08/19	2013/01/11		2010/02/09		2006/03/02	2011/12/27	2009/09/22	2006/01/17		2009/02/27		2007/08/17	2004
2003	2013/03/08	2006/07/10	2008/08/19	2013/01/11		2008/03/13		2005/01/18	2011/12/27	2009/06/12	2005/01/10		2008/10/21		2007/08/17	2003
2002	2013/03/08	2006/07/10	2008/08/19	2013/01/11	2003/01/02	2008/01/28		2005/07/27	2011/12/27	2010/02/10	2004/01/15		2008/10/17		2007/08/17	2002
2001	2013/03/08	2006/07/10		2013/01/11	2003/01/02	2008/01/29		2002/12/16	2011/12/27	2009/05/19	2003/06/05		2008/10/17		2007/08/17	2001
2000	2013/03/08	2002/03/25		2013/01/11	2003/01/02	2012/08/07		2002/01/31	2011/12/27	2009/03/16	2005/12/29		2008/10/15		2007/08/17	2000
1999	2013/03/08	2001/03/16		2013/01/11		2007/04/03		2001/02/28	2011/12/27	2009/06/16	2002/09/18		2008/10/14			1999

# Missing Release Tag Code Issue

- Currently 19 Tag Codes are reported as missing
- RMPC starts getting notified immediately after yearly deadline of Jan 31<sup>st</sup>
- Recoveries of a missing tag code can not validate as a tag status “1” until the release is reported
- Most commonly associated with transfers between agencies



# Missing Release Tag Codes

035564

220000

052599

220001

053586

221021

053587

612756

053588

612757

053589

612758

054369

612759

055587

612775

101682

633786

210990

# Data Integrity Efforts

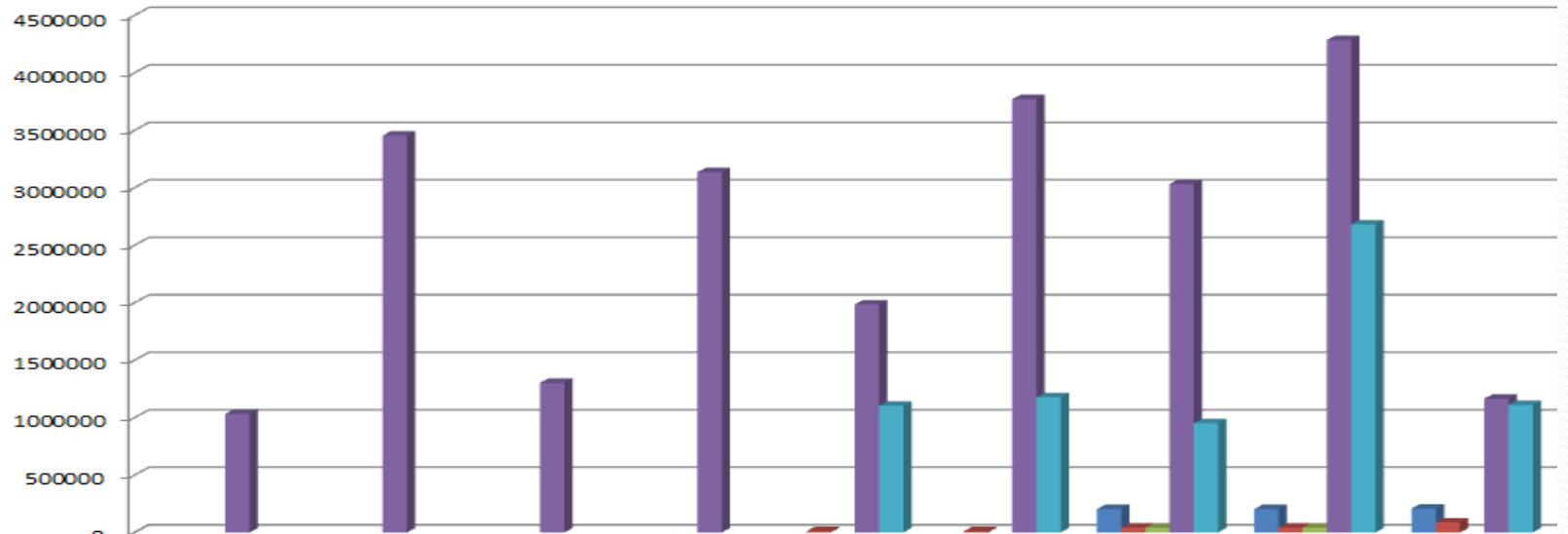
Map releasing and sampling agencies to reporting agencies - Identify gaps or missing datasets

Submit all CWT data records through current Ver 4.1  
Validation – Identify discrepancies within historical datasets

Test all status '7' recoveries since run year 2000 as tag status '1' – Identify major reasons for tag status '7' records and notify agencies of releases reported since recovery

# CRFC Reported Releases

	A	B	C	D	E	F	G
1	REPORTING AGENCY	AGENCY NAME	RELEASE AGENCY	2000 CWT	2000 Total	2001 CWT	2001 Total
2	CRFC	Columbia River Inter-Tribal Fish Commission	CRFC				
3	CRFC	Confederated Tribes of the Warm Springs of Oregon	CTWS				
4	CRFC	Idaho Department of Fish and Game	IDFG				
5	CRFC	Nez Perce Tribe (ID)	NEZP	1,032,418	3,454,940	1,302,992	3,135,020
6	CRFC	Yakama Tribe (WA)	YAKA				
7							

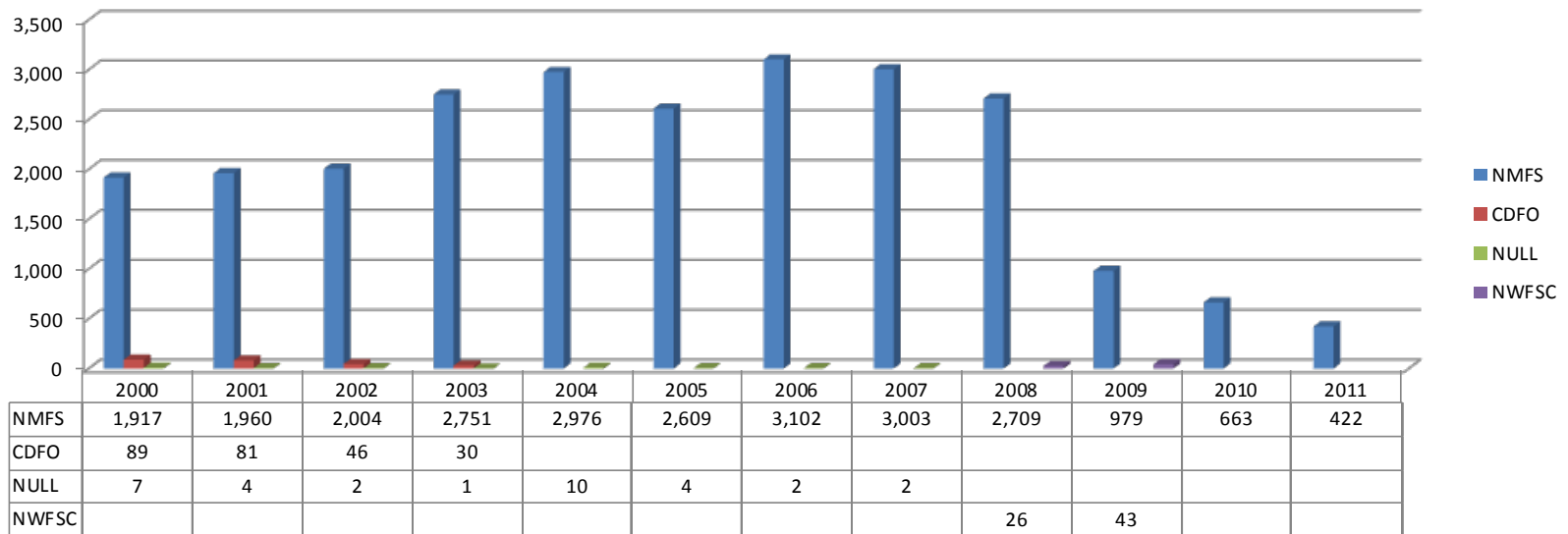


	2000 CWT	2000 Total	2001 CWT	2001 Total	2002 CWT	2002 Total	2003 CWT	2003 Total	2004 CWT
CRFC							203557	203941	209093
CTWS					11309	11369	42117	42427	87100
IDFG							42312	43621	
NEZP	1032418	3454940	1302992	3135020	1984928	3769892	3031417	4285506	1164183
YAKA					1102269	1175524	951394	2680149	1110446

# Recoveries By NMFS

REPORTING AGENCY	Sampling_Agency_Name	SAMPLING AGENCY	2000	2001	2002	2003	2004	2005	2006	2007	2008	2009	2010	2011	2012
NMFS	National Marine Fisheries Service (AK)	NMFS	1,917	1,960	2,004	2,751	2,976	2,609	3,102	3,003	2,709	979	663	422	
NMFS	Department of Fisheries and Oceans - Canada	CDFO	89	81	46	30									
NMFS	Unspecified	NULL	7	4	2	1	10	4	2	2					
NMFS	NMFS NW Fisheries Science Ctr. office (WA)	NWFSC									26	43			

**NMFS Recoveries**



**Sampling Agencies By Run Year**