

SFEC
Regional Coordination
Working Group

2008 Update to Mark Committee

2008 Membership of the RCWG

Canada

Roberta Cook^a, CDFO

U.S.

Ron Olson^a, NWIFC

George Nandor, PSMFC

Ron Josephson, ADFG

Marianne McClure, CRIFC

Mark Kimbel, WDFW

? , ODFW

^a Co-Chairs

Primary RCWG Tasks

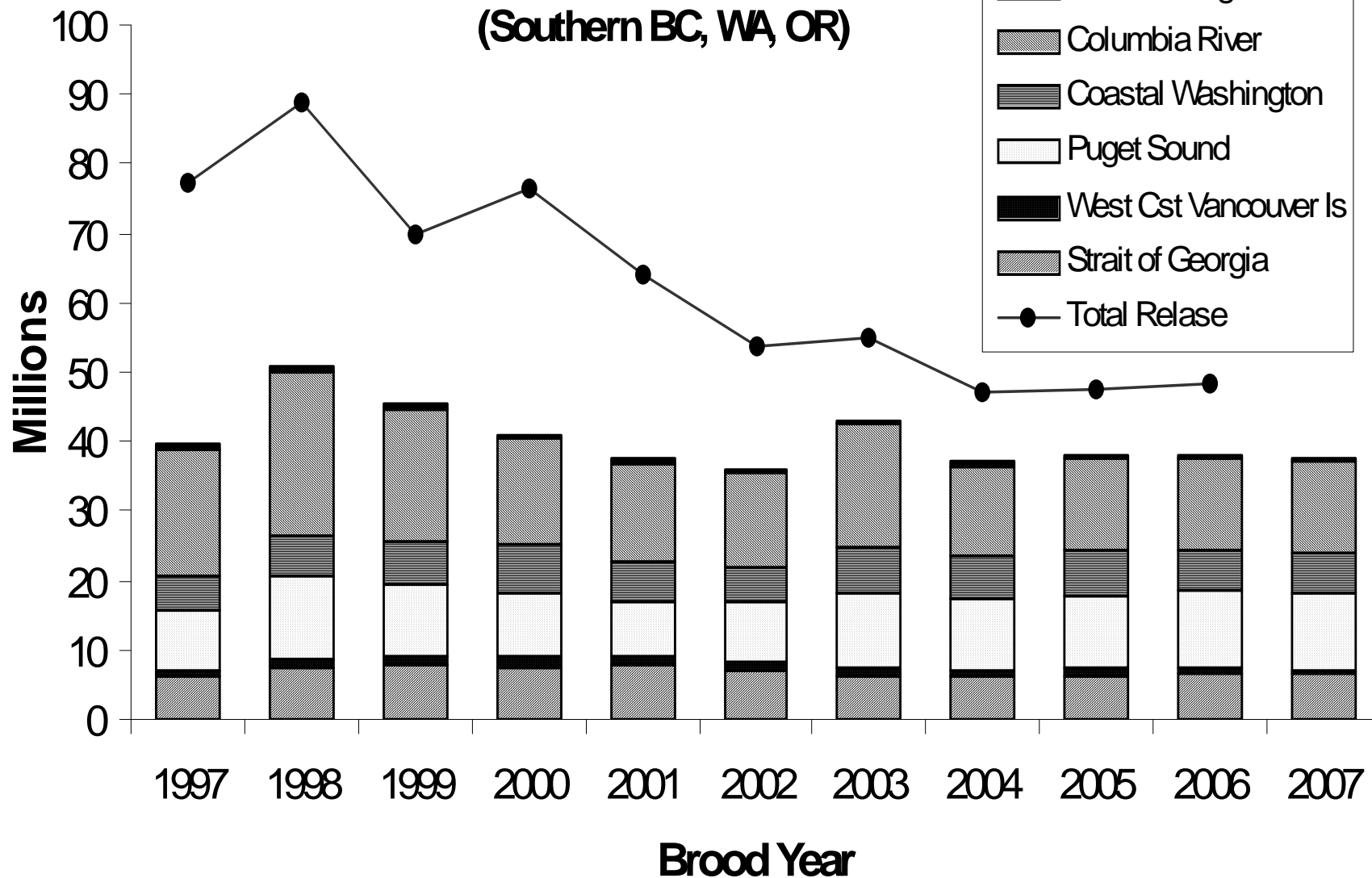
- SFEC Annual Review of MM Proposals
 - To evaluate potential impacts of MM and MSF on the viability of the CWT system
- Annual Coordination Report
 - Documentation of MM, DIT, MSF, and CWT Sampling Activities
- Misc. Assignments from the PSC

2008 Coho Mass Marking Proposals

Area	Agency	DIT Group	MM (millions)
Southern BC	CDFO	2	7.1
Puget Sound	WDFW/ Tribes	7	10.6
	USFWS	1	0.5
WA Coast	USFWS	2	0.5
	WDFW	4	5.2
Columbia River	USFWS	1	0.3
	WDFW	2	8.7
	ODFW	1	4.2
Oregon Coast	ODFW	1	0.5
Total		21	37.6

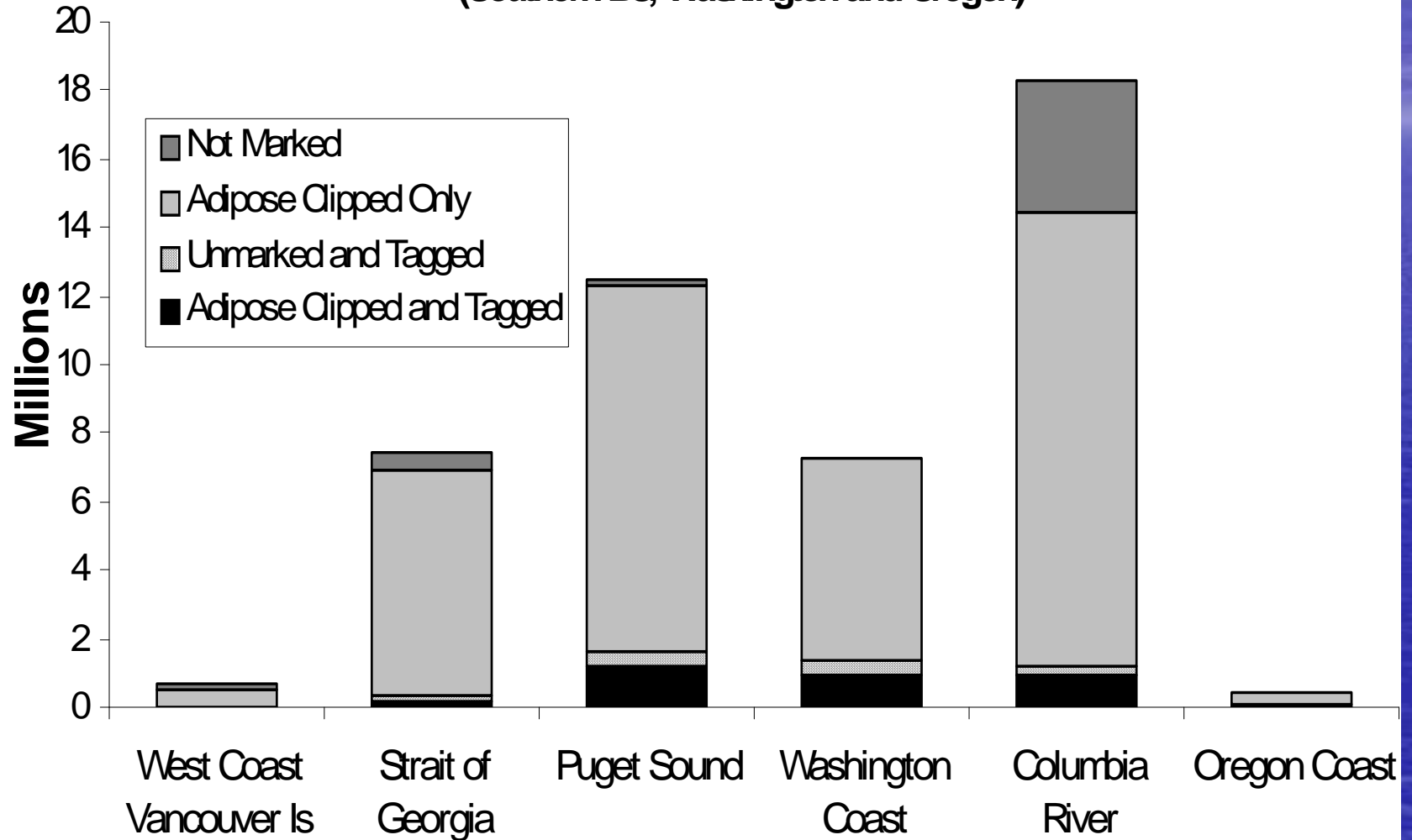
A)

Mass Marked Coho Salmon (Southern BC, WA, OR)



A)

Brood Year 2007 Coho Marking Plans (Southern BC, Washington and Oregon)

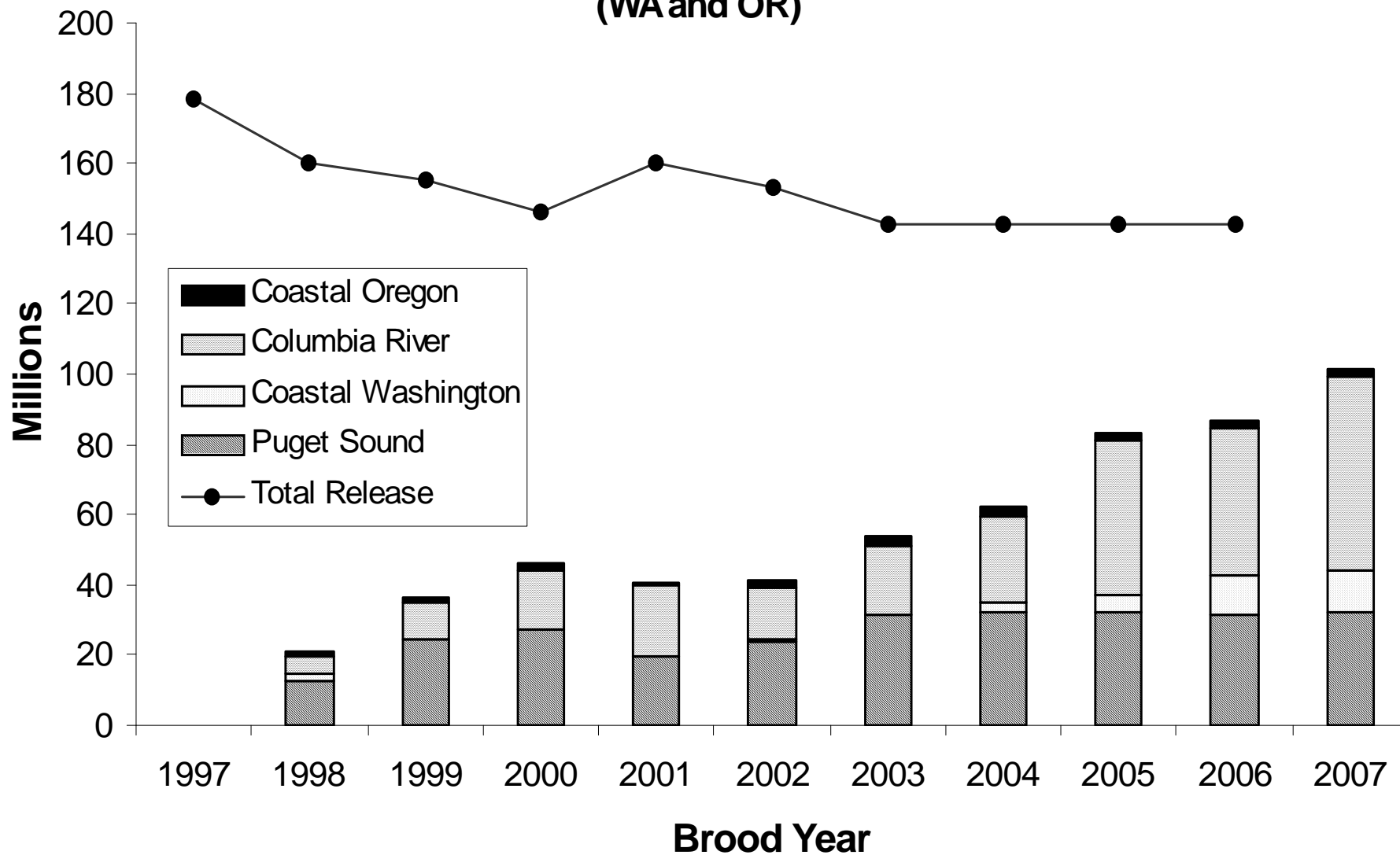


Chinook Mass Marking Proposals

Area	Run	Agency	DIT Groups	2006 MM (Millions)	2007 MM (Millions)	2008 MM (Millions)
Puget Sound	Spring	WDFW	2	0.4	0.4	0.4
	Summer	WDFW & Tribal	1	1.8	2.0	2.0
	Fall	WDFW & Tribal	6	28.6	29.4	29.9
WA Coast	Spring	WDFW		0.2	0.2	0.4
		USFWS		2.3	2.1	2.3
	Fall	WDFW & Tribal	2	1.9	8.7	9.3
OR Coast	Spring	ODFW	1	2.4	2.3	2.3
Columbia Basin	Spring	ODFW	2	5.4	5.3	5.3
		WDFW	1	2.5	3.0	3.0
	Fall Tule	USFWS	2	14.2	14.2	14.2
		WDFW	2	13.0*	17.9	18.0
		ODFW	1			5.3
	Fall URB	ODFW				7.7
		USFWS	1	3.3	1.6	1.6
Total			20	76.6	87.1	101.7

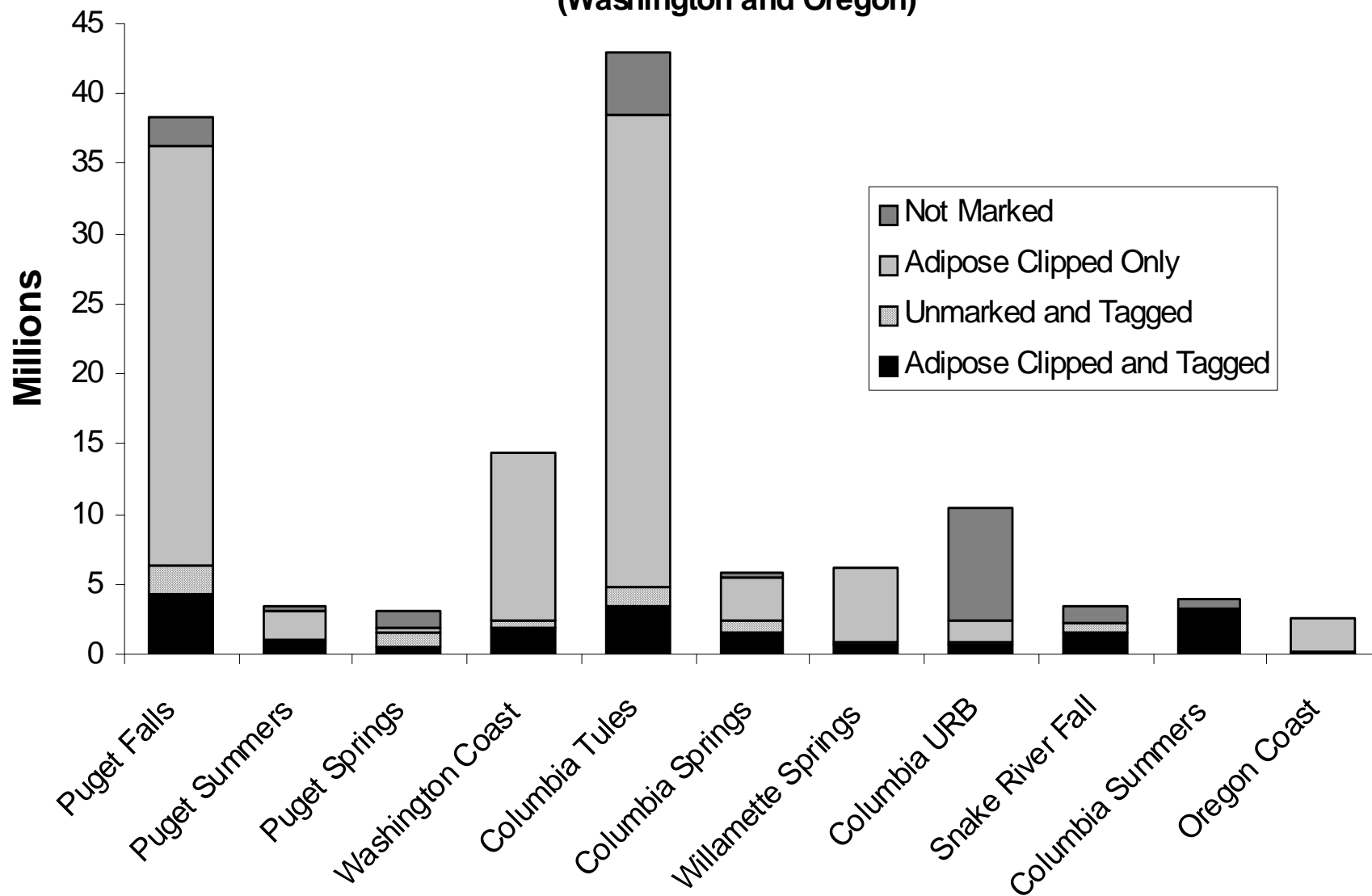
B)

Mass Marked Chinook Salmon (WA and OR)



B)

Brood Year 2007 Chinook Marking Plans (Washington and Oregon)



Coho CWT Sampling Methodologies

Region	Fishery	Sampling Type
Alaska	Commercial	Visual
	Sport	Visual
Northern BC	Commercial	Visual
	Sport	Voluntary (Visual)
West Coast Vancouver Is.	Commercial	Electronic
	Sport	Voluntary (Visual)
Strait of Georgia	Commercial	Electronic
	Sport	Voluntary (Visual)
Puget Sound	Commercial	Electronic
	Sport	Electronic
Washington Coast	Commercial	Electronic
	Sport	Electronic
Oregon Coast	Commercial	Electronic
	Sport	Electronic
Columbia Basin	Commercial	Electronic
	Sport	Electronic
California	Commercial	Visual
	Sport	Visual

Chinook CWT Sampling Methodologies

Region	Fishery	Sampling Type
Alaska	Commercial	Visual
	Sport	Visual
Northern BC	Commercial	Electronic *
	Sport	Voluntary (Visual)
Southern BC.	Commercial	Electronic *
	Sport	Voluntary (Visual)
Puget Sound	Commercial	Electronic
	Sport	Electronic
Washington Coast	Commercial	Electronic
	Sport	Electronic
Columbia Basin	Commercial	Electronic
	Sport	Electronic
Oregon Coast	Commercial	Visual
	Sport	Visual
California	Commercial	Visual
	Sport	Visual

Projected sampling encounters of 2008 marked & untagged Chinook (beginning in 2010)

- 15,700 untagged marked fish in AK
- 24,100 untagged marked fish in BC

Summary of Review

- Total proposed MM is for 38 million coho and 102 million Chinook
- No significant increases in coho MM
- 14.7 million (17%) increase in Chinook MM. Mostly ODFW Columbia R. fall Chinook
- Only 4.8 million additional fall Chinook unmarked
- Sampling methodologies continue to differ by agency and are not coordinated with MM and DIT
- Increases in untagged fish sampled may reduce sample rates and will impose additional costs.

Summary of Review (cont.)

- Adequately sampling and reporting of CWT recoveries of unmarked DIT releases is only occurring in WA.
- The CWT system still remains functional for ad-marked CWT fish. It also is still the only method available to the PST for estimating and monitoring coast wide exploitation rates on individual stocks of coho and Chinook.

Recommendations

- ASFEC 1995: "MM of hatchery fish by removing adipose fins should not be permitted until assurances are received from substantially affected jurisdictions that CWTs will be electronically sampled..."
- SFEC 2007,2008: MM, DIT, and CWT sampling programs are not sufficiently coordinated to support analysis by PSC technical committees. The PSC should continue to support technical and policy processes to develop agreements to clarify responsibilities for maintaining a functional CWT system.
- SFEC 2007,2008: All agencies proposing MSFs should be represented on the SFEC. Representatives should be provided with more time for SFEC assignments