



Individual Fish Counter



The Sensor





**Light Signaling
Detection**











Total Fish Count

Total 1288

Net Size 5 ft 10 in 3








Table 1. Results of the trials for the two counting methods.

| Replicate | Sensor | Sensor | CWT | | Difference | Ratio |
|----------------|---------|--------|---------|-------|------------|------------|
| Number | Station | Count | Station | Count | Sensor-CWT | Sensor/CWT |
| 1 | 1 | 500 | 2 | 500 | 0 | 1.0000 |
| 2 | 1 | 500 | 2 | 501 | -1 | 0.9980 |
| 3 | 1 | 500 | 2 | 501 | -1 | 0.9980 |
| 4 | 1 | 500 | 2 | 501 | -1 | 0.9980 |
| 5 | 1 | 500 | 2 | 497 | 3 | 1.0060 |
| 6 | 1 | 500 | 2 | 500 | 0 | 1.0000 |
| 7 | 1 | 500 | 2 | 499 | 1 | 1.0020 |
| 8 ^a | 1 | 500 | 2 | 494 | 6 | 1.0121 |
| 9 | 1 | 500 | 2 | 501 | -1 | 0.9980 |
| 10 | 1 | 500 | 2 | 501 | -1 | 0.9980 |
| 1 | 2 | 500 | 1 | 500 | 0 | 1.0000 |
| 2 | 2 | 500 | 1 | 501 | -1 | 0.9980 |
| 3 | 2 | 500 | 1 | 499 | 1 | 1.0020 |
| 4 | 2 | 500 | 1 | 500 | 0 | 1.0000 |
| 5 | 2 | 500 | 1 | 501 | -1 | 0.9980 |
| 6 | 2 | 500 | 1 | 497 | 3 | 1.0060 |
| 7 | 2 | 500 | 1 | 501 | -1 | 0.9980 |
| 8 | 2 | 500 | 1 | 498 | 2 | 1.0040 |
| 9 | 2 | 500 | 1 | 500 | 0 | 1.0000 |
| 10 | 2 | 500 | 1 | 500 | 0 | 1.0000 |

Table 2. Summarized results of the trials for the two counting methods.

| Replicate Number | Sensor Station | Sensor Count | CWT Station | Count | Difference Sensor-CWT | Ratio Sensor/CWT |
|-------------------------------|----------------|--------------|-------------|-------|-----------------------|------------------|
| | | | | | | |
| All Trials^a | 1 | 5,000 | Combined | 4,995 | 5 | 1.0010 |
| | 2 | 5,000 | Combined | 4,997 | 3 | 1.0006 |
| | Total | 10,000 | | 9,992 | 8 | 1.0008 |
| | | | | | | |
| Without Trial 8-1 | 1 | 4,500 | Combined | 4,501 | -1 | 0.9998 |
| | 2 | 5,000 | Combined | 4,997 | 3 | 1.0006 |
| | Total | 9,500 | | 9,498 | 2 | 1.0002 |

^a Possible sensor problem, sensor recalibrated after start of counting session.

Table 3. Summarized results of the trials for the two counting methods.

| Replicate Number | Sensor Station | Sensor Count | Hand Count | Difference Sensor/Hand | Ratio Sensor/Hand |
|-----------------------------|---------------------------|-------------------------|-----------------------|-----------------------------------|------------------------------|
| 1 | 1 | 500 | 500 | 0 | 1.0000 |
| 2 | 2 | 500 | 500 | 0 | 1.0000 |
| 3 | 1 | 600 | 600 | 0 | 1.0000 |